

This Situation Report is jointly issued by PNG National Department of Health and World Health Organization once weekly. This Report is not comprehensive and covers information received as of reporting date.

Situation Summary and Highlights

- ❑ As of 27 September (12:00 pm), there have been 534 COVID-19 cases and seven COVID-19 deaths reported in Papua New Guinea. From the period of 21 to 27 September, there were 7 new cases reported from the National Capital District and 1 from West New Britain. The total number of provinces that have reported COVID-19 cases to date is thirteen. Contact tracing is ongoing for all the cases confirmed.
- ❑ A team from NCC visited the PNG Institute for Medical Research. Short, intermediate and long-term interventions have been suggested to reduce turnaround time for PCR testing.
- ❑ Field visits to Rita Flynn COVID 19 Facility, Geheru Hospital and four clinics were done on 23 and 24 September aimed to assess the status of triaging, screening and swabbing in National Capital District.
- ❑ A meeting with provincial CEOs and incident managers was held on 24 September to discuss the COVID-19 response efforts in the provinces and to address challenges.
- ❑ Two provinces (Central and East Sepik) have completed the Rapid Convenience Survey to assess people's knowledge, risk perception, prevention measures and information sources on COVID-19, while four provinces have started in selected Districts (West Sepik, Morobe, Madang and AROB). The survey is spearheaded by the Risk Communication and Community Engagement Cluster of the National Control Center, with technical and operational support from WHO.

Table 1. COVID-19 IN PAPUA NEW GUINEA¹

	New Cases (21 – 27 September 2020)	Cumulative Total
National Capital District	7	318
Western	0	189
Central	0	7
Morobe	0	5
West New Britain	1	3
East Sepik	0	3
East New Britain	0	2
Milne Bay	0	2
AROB	0	1
Eastern Highlands	0	1
New Ireland	0	1
Sandaun	0	1
Southern Highlands	0	1
TOTAL	8	534

¹ As of 2020/09/27, 12:00 pm, PNG time

Table 2. COVID-19 GLOBAL AND REGIONAL UPDATE²

	Confirmed Cases	Deaths
Global	32 730 945	991 224
Western Pacific	600 891	13 129

² WHO COVID-19 Dashboard as of 2020/09/27, 1:08 pm CEST

Upcoming Events and Priorities

- ❑ **Coordination:** The National Control Centre is scheduled to conduct an implementation review for the NCC Operational Blueprint (Second Phase) on 28 September. A separate planning session for the Third Phase is scheduled on 30 September.
- ❑ **Surveillance:** Piloting of the electronic Health Declaration Form (eHDF) is ongoing.
- ❑ **Laboratory:** Laboratory visits are scheduled for nominated regional laboratories and other facilities in Morobe, East New Britain, Western Highlands and Western Province.
- ❑ **Case Management and Infection Prevention and Control:** Analysis of the data from the NCD clinical management database will be done. Critical care and ventilator training will be conducted with support from NDoH, WHO and UNICEF by end of October 2020. Dissemination of the finalized Home Quarantine and Isolation Guidelines is a priority after final approval. An IPC Handbook for healthcare workers is the final stages of development. A video on donning and doffing of PPE is also being finalized. A harmonized checklist for health care facilities for clinical care and IPC is being developed.
- ❑ **Risk Communication & Non-Pharmaceutical Interventions (NPIs):** The Rapid Convenience Survey will be conducted in the provinces in the next 2-3 weeks, under the leadership of the Provincial Control Centers and Provincial Health Authorities, with technical support from NDOH and WHO. The next round of the church leaders' sensitization workshops organized by the PNG Council of Churches are scheduled to take place in October (Momase on 7-8 October and Southern on 21 October). WHO and UNICEF are providing technical support.

National Transmission Assessment

3 – Large-scale community transmission

Due to low testing, there has been a reduction in reported cases in the past 7 days. Between 21 to 27 September, 8 newly confirmed cases have been reported nationally from two provinces. Thirteen out of 22 provinces have reported a case or more since March 2020. Of the new cases in the past 7 days, 7 (87.5%) have been reported from NCD, with majority of these not epidemiologically linked (investigations are still ongoing). One case (12.5%) was from West New Britain. There have been no cases reported from the large localised cluster of confirmed cases at a mine site in Western Province in the past 7 days. With a lack of testing in the community surrounding the mine site, it is difficult to determine extent of transmission in Western Province. Majority of provinces have reported 1 to 2 sporadic cases, with cases having travel history from Port Moresby or contact with a positive case from Port Moresby which demonstrates the extent of transmission in the National Capital District. With ongoing population movement and low compliance to non-pharmaceutical interventions in NCD, and population movement and gatherings due to Independence Day celebrations, increase in cases is expected. With movement to provinces, it is expected to see sporadic cases and local clusters reported by other provinces. Testing in all provinces remains critically low, therefore ongoing transmission in other parts of the country is a possibility as population mobility continues. Importation from bordering Papua Province in Indonesia and incoming travellers from other countries reporting COVID-19 cases also remains a threat. Testing needs to increase substantially to understand the extent of transmission.

Epi Update COVID-19

Tests	Cases	Deaths	ICU Admissions
1022	8	0	0
NAT Tests past 7 days	New cases past 7 days	Deaths past 7 days	ICU Admissions past 7 days
24 879	534	7	8
Cumulative NAT Tests	Cumulative Cases	Cumulative Deaths	Cumulative ICU Admissions
0	7*	*	*
Imported Cases in past 28 days	Cases in past 7 days with no link	Active Clusters	Active clusters with >3 generations

Health Service Provision COVID-19

4959	1*	1	93	339
Health care workers trained in COVID19 Case Management	Healthcare worker cases reported past week	Hospitals admitting COVID-19 patients	ICU beds for COVID-19 patients	Non-ICU Hospital beds for COVID19 patients

* Case investigations are ongoing

Epidemiology

- As of 27 September (12:00 pm), there have been 534 COVID-19 cases and seven COVID-19 deaths reported in Papua New Guinea. From the period of 21 to 27 September, there were eight new cases reported nationwide: 7 from the National Capital District and 1 from West New Britain. The total number of provinces that have reported COVID-19 cases to date is thirteen. Contact tracing is ongoing for all the cases confirmed.
- Majority of the confirmed cases are male. Ages range from 1 to 84, with majority of cases aged between 20 and 60 years.

- There are now confirmed COVID-19 cases reported from 13 out of 22 provinces (60%): NCD (318), Autonomous Region of Bougainville (1), Central (7), Eastern Highlands (1), East New Britain (2), East Sepik (3), Milne Bay (2), Morobe (5), New Ireland (1), Sandaun (1), Southern Highlands (1), West New Britain (3) and Western (189).

Figure 1. Distribution of COVID-19 Cases Reported in Papua New Guinea, March to 27 September 2020

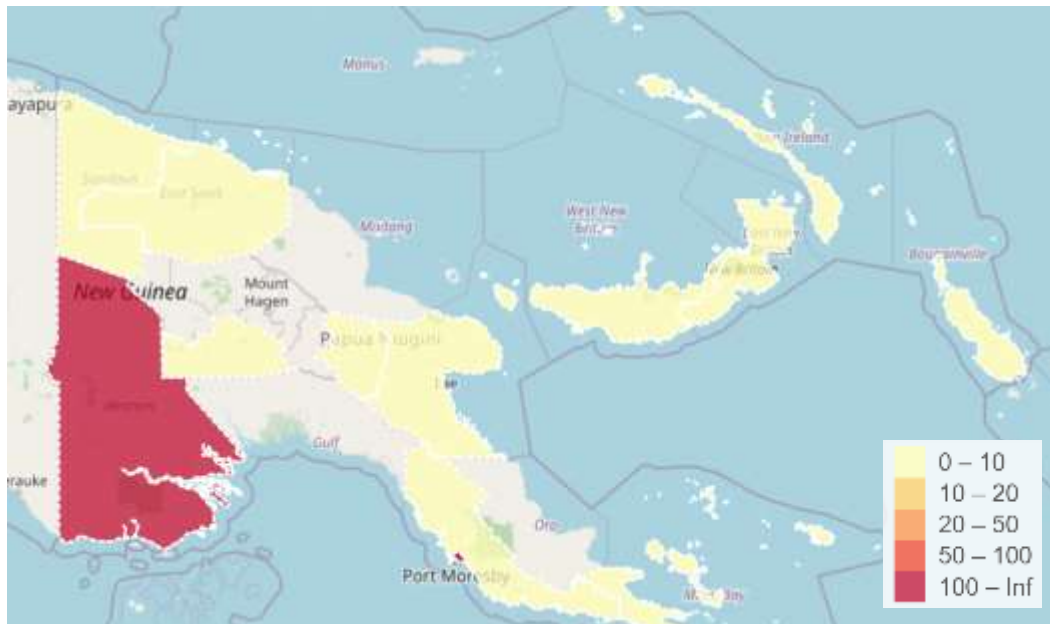
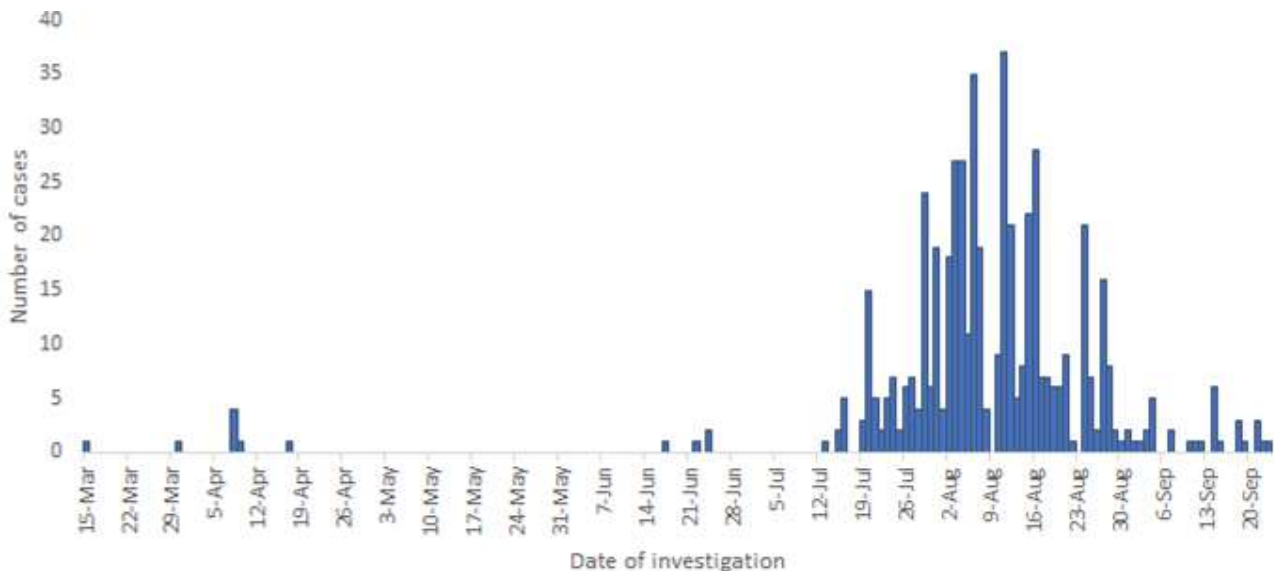
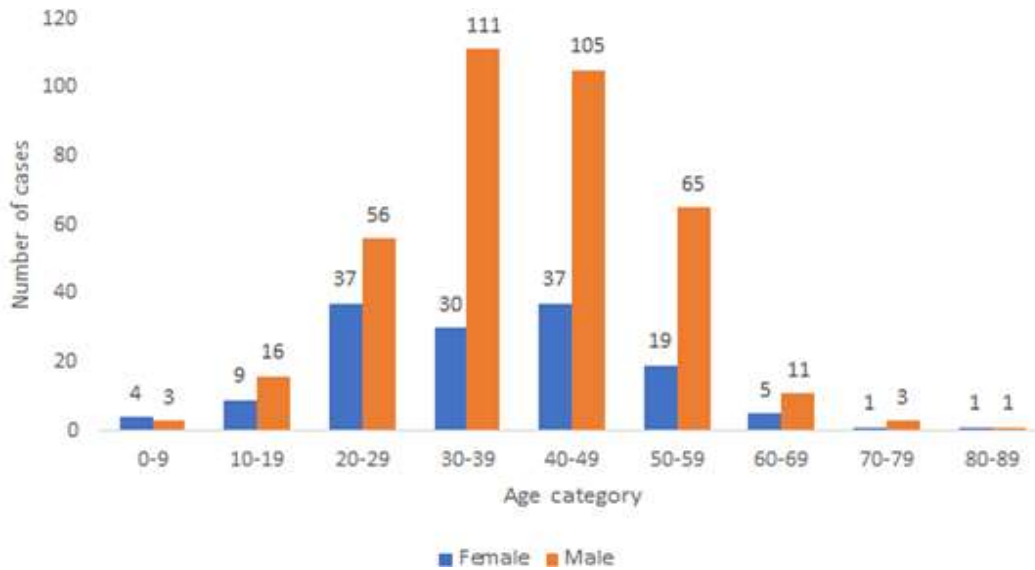


Figure 2. Epidemiological Curve of COVID-19 Cases in Papua New Guinea, March to 27 September 2020



- Nationally, majority of all confirmed cases are male. This could be due to employment status, movement and male-dominated industries affected, health seeking behavior and access to testing.

Figure 3. COVID-19 Cases by Age-Group and Sex in Papua New Guinea, March to 26 September 2020



- Most (56%) confirmed cases report being asymptomatic during presentation for swabbing (Figure 4). Contributing factors to the larger percentage of asymptomatic cases could be due to resilience and health seeking behaviors in Papua New Guinea, lack of reporting of past symptoms, lack of probing question about symptoms during swab collection, testing early during pre-symptomatic stage and mass testing. Of the symptomatic cases (44%), majority presented with cough or fever (Figure 5).

Figure 4. Proportion of Symptomatic and Asymptomatic COVID-19 Cases in Papua New Guinea at Time of Swabbing, March to 26 September 2020

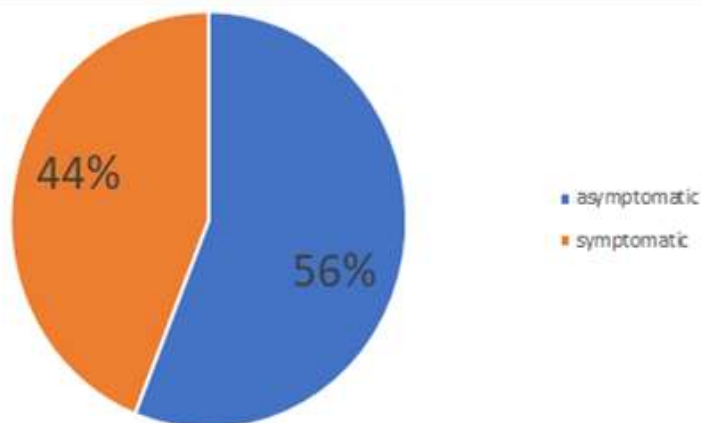


Figure 5. Symptoms on Presentation of COVID-19 Symptomatic Cases in Papua New Guinea, March to 26 September 2020

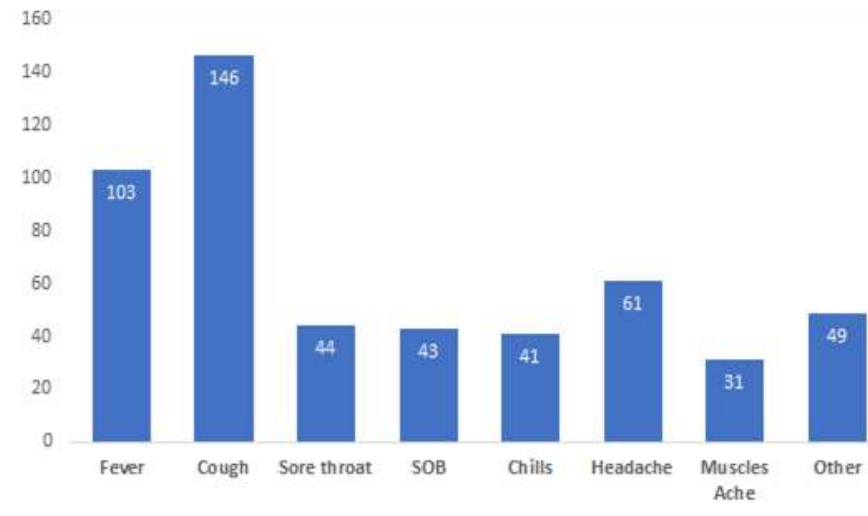
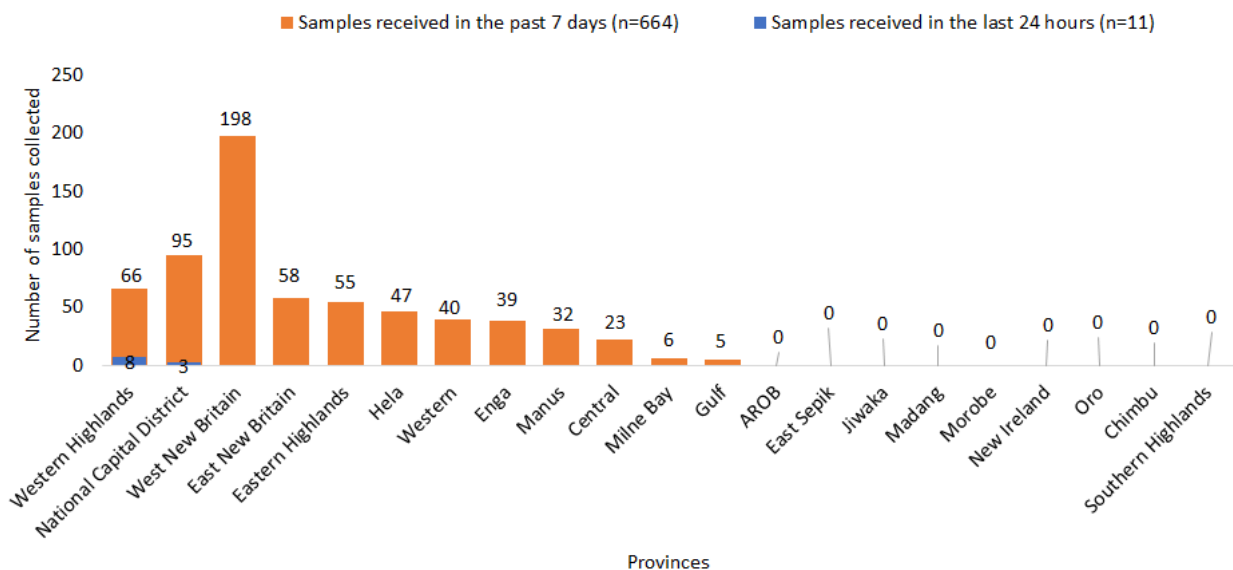


Figure 6. Samples Received by All Provinces in the Past 24 Hours against Samples Received in the Past 7 Days from 21 to 27 September 2020



- As sample collection and testing are low, there is a need to increase testing across all provinces
- For the period of 21 to 26 September, the COVID-19 National Hotline received 2539 calls. From which, 41 (1.6%) were health-related calls. 24 of these were referred to Rapid Response Team/PHA. As of 26 September, the Hotline received 119 045 calls. Of these, 4340 (3.6%) were health-related calls. To date, 1288 calls were referred to Rapid Response Team/PHA.
- Papua Province in Indonesia is continuously reporting COVID-19 cases in areas that border Sandaun and Western Provinces in Papua New Guinea. While the border is officially closed, the threat of case importation from Indonesia remains high. As of 27 September, Papua Province has reported a total of 5935 confirmed cases and 86 deaths (data accessible at <https://covid19.papua.go.id/>).

Table 3. Persons Screened by Point of Entry

Total Number of Travelers Screened before SOE (until 22 March)	29 387	
Total Number of Travelers Screened during SOE (23 March – 16 June)	3788	
Total Number of Travelers Screened after SOE (17 June – 27 September) * 3 passengers and the rest are crew	Air	4927
	Sea*	671
	Land	6
	Total	5604

Strategic Approach

National and Provincial Public Health Response

- The Pandemic Response Coordination Group continues to meet daily, while the Health Operations Team meets thrice weekly (M-W-F). The National Control Centre is implementing the second phase of the NCC Operational Blueprint and will be planning for the third phase.
- A meeting with provincial CEOs and incident managers was held on 24 September to discuss the COVID-19 response efforts in the provinces and to address challenges.

COVID-19 Prevention and Control

- A team from NCC visited the PNG Institute for Medical Research. Short, intermediate and long-term interventions have been suggested to reduce turnaround time for PCR testing.
- Field visits to Rita Flynn COVID 19 Facility, Geheru Hospital and four clinics were done on 23 and 24 September. The visits were aimed at assessing the triage, screening and swabbing in National Capital District. Huge variations were observed in the health facilities. Mentoring is planned to improve the swabbing in the coming weeks.
- A team from NCC and WHO is studying oxygen supply options for COVID-19. Findings and recommendations shall be presented for discussion.
- District-level trainings in the provinces are ongoing under the NDOH's COVID-19 Emergency Response Project financed by the World Bank and with technical support provided by UNICEF and WHO.

Table 4. Number of Healthcare Workers and Programme Managers Trained under the NDOH PNG COVID-19 Emergency Response Project Financed by World Bank and with technical support by UNICEF and WHO as of 25 September

	Province	Number of Batches Completed	Number of Individuals Trained		Province	Number of Batches Completed	Number of Individuals Trained
1	Western Highland	2	43	7	Madang	6	86
2	Jiwaka	3	65	8	Eastern Highland	1	32
3	Simbu	3	62	9	Southern Highland	3	43
4	Central	3	54	10	Gulf	1	21
5	Hela	1	18	11	Milne Bay	3	38
6	Morobe	5	121				
TOTAL NUMBER OF BATCHES		31		TOTAL NUMBER OF TRAINED INDIVIDUALS		583	

Table 5. Number of Health Care Workers Trained by Province

Province			Total	Province			Total
No.	MOMASE REGION			No.	NEW GUINEA ISLANDS REGION		
1	Madang		432	12	ARoB		37
2	Morobe		546	13	East New Britain		236
3	East Sepik		92	14	Manus		89
4	West Sepik		200	15	New Ireland		320
No.	HIGHLANDS REGION			16	West New Britain		328
5	Eastern Highlands		146	No.	SOUTHERN REGION		
6	Enga		112	17	Central		330
7	Hela		99	18	Gulf		51
8	Jiwaka		138	19	Milne Bay		132
9	Simbu		62	20	NCD		269
10	Southern Highlands		410	21	Oro		34
11	Western Highlands		822	22	Western		74

Table 6. Number of Facilities and Beds for COVID-19 as of 27 September 2020

Health Facilities	Number of Provinces	Number of Facilities OR Beds	Provinces that Reported
Pre-triage facilities	20	>120	ARoB, Central, EH, ENB, ES, Enga, Gulf, Hela, Jiwaka, Madang, Morobe, MB, NCD, NI, Oro, SH, Simbu, WS, Western, WH, WNB
Quarantine facilities	13	223	ARoB, EH, ENB, Enga, Hela, Jiwaka, Madang, Manus, Morobe, NCD, SH, Simbu, WH
Isolation facilities	17	339	ARoB, EH, ENB, Enga, Hela, Jiwaka, Madang, Manus, Morobe, MB, NCD, SH, Simbu, WS, Western, WH, WNB
Intensive Care Unit	16	93	ARoB, EH, ENB, Enga, Gulf, Hela, Madang, Manus, Morobe, MB, NCD, SH, Simbu, WS, Western, WNB

Autonomous Region of Bougainville (ARoB), East Sepik (ES), East New Britain (ENB), Eastern Highlands (EH), Milne Bay (MB), National Capital District (NCD), New Ireland (NI), Southern Highlands (SH), West New Britain (WNB), Western Highlands (WH), West Sepik (WS)

Communication, Community Engagement and Non-Pharmaceutical Interventions (Social Measures) – NIUELA PASIN

- The Rapid Convenience Survey (RCS) to assess people’s knowledge, risk perception, prevention measures and information sources on COVID-19 commenced in many parts of the country. Central and East Sepik Provinces have completed the RCS, while West Sepik, Morobe, Madang and AROB have started in selected districts. The survey is spearheaded by the Risk Communication and Community Engagement Cluster of the National Control Center, with technical and operational support from WHO.
- Health Promotion staff of NDOH were provided hands-on mentoring on the conduct of the RCS in Central Province. Provincial CEOs were also provided a briefing.
- The following activities are conducted under the NDOH’s COVID-19 Emergency Response Project financed by World Bank and with technical support from UNICEF:
 - A multi-media campaign is ongoing (TV/Radio/Print Media/Outdoor Advertising/Community outreach and engagement) with particular messaging related to adherence to quarantine, prevention measures, basic hygiene practices, mask wearing, testing, stigma and community unity.

- The mass media, with a volume of 800 insertions is run through TVWAN, NBC TV, NBC National Radio, EMTV, Radio Light, FM100, Hot97 FM, YUMI FM, Nou FM, Legend FM, the National, Post Courier and Wantok Niuspepa. Palm Cards were also printed for dissemination through various community outreach and engagement interventions.
- There have been 458 health workers and managers trained in 26 districts of 11 provinces on Risk Communication and Community Engagement.
- Three of a series of five regional church leaders' sensitization workshops organized by the PNG Council of Churches concluded in NCD, Highlands and NGI regions. During these workshops, 120 church leaders were sensitized and involved in raising awareness on the New Normal way of life in the COVID-19 pandemic to sensitize and mobilized to raise awareness within their sphere of influence. WHO provided technical and facilitation support in these workshops.
- The NCD PHA Community Outreach and COVID-19 Awareness Booths and Handwashing facilities continue to operate at Boroko and Gordons marketplaces, Waterfront and Vision City malls as well as the national and domestic terminals of Jacksons International Airport. Daily production and distribution of IEC material is continuing through these activities throughout NCD.

Table 7. Monitoring of NPIs Implemented in Papua New Guinea

Social Measures	Monitoring Status					
	Date first implemented	Date last modified	Implementation		Partial lift	Lifted
			Geographical (national or sub-national)	Recommended or Required	Lifted for some area	Lifted for all areas
Hand Hygiene and Respiratory Etiquette	16 January*	3 September	National	Recommended		
Wearing Face Masks	29 July	3 September	Sub-national**	Required		
School Closure	23 March	17 August	Sub-national	Required		√
Workplace Closure	23 March	3 September	National***	Required		
Mass Gatherings	23 March	3 September	National	Required		
Stay at Home	23 March	3 September	Sub-national****	Required		
Restrictions on Internal Movement (within country)	23 March	3 September	National	Required		
Restrictions on International Travel	14 February	3 September	National	Required		

* First social media post done; ** In National Capital District only; ***Only selected type of establishments; **** Curfew in NCD between 12 to 5 am

Logistics and Supplies

- WHO encourages partners to utilize the COVID-19 Supply Portal accessible at <https://covid-19-response.org/>. The Portal is a purpose-built tool to facilitate requests for critical supplies by national authorities and partners. The requests are assigned to purchasing agencies that can execute the order and process it, utilizing existing ordering systems.

Funding and Expenditure

- Below is a summary of COVID-19 funding and expenditure by fund source as of 25 September. The table below pertains only to funds that were held and transacted through the NDOH Health Services Improvement Program (HSIP) Trust Account, thus not comprehensive to cover all COVID-19 support made available to the country and provinces through other modalities (e.g. funding through UN Agencies, etc.). Under the HSIP Trust Account, the total available funds from all sources is PGK 54 362 803.

Table 10. COVID-19 Funding and Expenditure Summary by Fund Source as of 25 September 2020

No.	Funding Source	Initial Amount	YTD Expend	O/S Commitments	Balance Available
1	GoPNG NDoH 2019 HIV/AIDS Reprogrammed Funds	3 299 651	3 116 904	182 747	-
2	GoPNG COVID-19 Funds 2020 from Treasury 2020	43 300 000	36 615 307	6 684 693	-
3	GoPNG COVID-19 Funds 2020 from Treasury (NOC)	2 000 000	1 999 793	-	207
4	GoPNG New COVID-19 Funds 2020 for PHAs	37 000 000	-	15 700 000	21 300 000
5	GoPNG New COVID-19 Funds for NDOH Clusters	28 000 000	-	-	28 000 000
6	GoPNG COVID-19 Funds 2020 from Treasury (NOC)	2 000 000	155 289	-	1 844 711
7	DFAT Emergency COVID-19 Funding	24 800 967	18 250 000	4 348 122	2 202 845
8	UNICEF Contribution to COVID-19	368 480	213 328	-	155 152
9	WHO COVID-19 Surveillance Funds (for 22 Provinces)	634 240	634 240	-	-
	Private Sponsors	1 181 001	1 108 500	-	72 501
10	New Zealand Government	6 298 800	5 990 000	-	308 800
11	UNFPA Support to COVID-19 Emergency Response	549 580	70 994	-	478 587
	Total Funds in HSIP	149 432 719	68 154 354	26 915 562	54 362 803

Best Practice/Lessons Learned

Response Enabling Factors and Adjustments to the Response

- East New Britain conducted COVID-19 sample collection in-house training for 62 staff from six health facilities in the province to: (1) provide SOPs as guidance for nasopharyngeal and oropharyngeal sample collection for trained clinicians, rapid response teams and lab technicians either on the field or in the hospital; and (2) provide direction on storage and shipment of COVID-19 specimens to testing laboratory.
- East Sepik Province dedicated three staff for the Rapid Convenient Survey along with a US CDC stopper. The province completed the exercise in three days.
- To address human resource shortage in response to COVID-19, some provinces recruit nurses, health promotion and surveillance officers as short-term consultants.
- The COVID-19 response in PNG is updated on the NDOH's website. Weekly national situation report is issued and made accessible at <https://covid19.info.gov.pg/>.

ANNEX A – Provincial Updates

* Health workforce includes medical doctors, health extension officers, pharmacists, dentists, nurses, community health workers, allied health professionals, medical laboratory staff, health support staff, health administrative staff, management, and unattached.

UPDATED 27 September 2020	Southern Region					
	Western	Gulf	Central	NCD	Milne Bay	Oro
Total Provincial Population	299,351	190,153	317,847	449,469	347,546	236,700
Incident Management and Planning						
PCC functioning	Yes	Yes	Yes	Yes	Yes	Yes
PEOC functioning	Yes	Yes	Yes	Yes	Yes	Yes
Surveillance						
No. of trained rapid response teams	1	0	1	1	4	1
No. of trained contact tracing teams	0	0	1	1	1	1
No. of trained quarantine teams	1	0	1	1	1	1
Laboratory / Waste Management						
No. of available swabs/UTMs	800/166	10	340	700	376	250
No. of functioning GeneXpert machines	3	3	2	3	1	1
No. of available GeneXpert cartridges	13	29	20	0	60	38
No. of GeneXpert – trained staff	3	2	1	CPHL	2	2
No. of functioning biosafety cabinets	0	1	1	1	1	1
No. of functioning incinerators	0	1	0	1	0	0
Clinical Management						
No. established pre-triage sites	8	1	3	18	6	2
No. quarantine beds	0	0	0	Hotels	0	0
No. of quarantine beds per 10,000 population	0	0	0	-	0	0
No. isolation ward beds	24	0	0	76	7	0
No. of isolation beds per 10,000 population	0.80	0	0	1.69	0.20	0
No. inpatient beds at provincial hospital	109	36	19	1096	160	109
Critical Care						
No. ICU beds	4	3	0	4	2	0
No. of ICU beds per 10,000 population	0.13	0.16	0	0.09	0.06	0
No. of functioning oxygen concentrators	0	0	1		0	0
No. functioning ventilators	0	0	0	2	0	0
No. of nurses trained in critical care	2	1	9	135	20	4
No. of anaesthetists	5			7	1	
No. of anaesthetic scientific officer	1	2	5	2	2	2
Workforce						
No. of doctors	9	6	0	244	20	10
No. of nurses and midwives	19	48	13	704	264	80
No. of health extension officers	2	8	35	6	29	9
No. of community health workers	40	88	198	282	493	107
Total clinical workforce COVID-19 trained	71	30	276	94	94	34
Total health workforce *	258	281	316	274	1163	302

UPDATED 27 September 2020	New Guinea Island Region				
	WNB	ENB	Manus	NI	ARoB
Total Provincial Population	348,596	375,875	66,918	218,472	334,162
Incident Management and Planning					
PCC functioning		Yes	Yes	Yes	Yes
PEOC functioning	No	Yes	Yes	Yes	Yes
Surveillance					
No. of trained rapid response teams	2	3	2	4	3
No. of trained contact tracing teams	2	3	2	4	3
No. of trained quarantine teams	2	3	2	4	
Laboratory / Waste Management					
No. of available swabs/UTMs	20	1087	300	328	450
No. of functioning GeneXpert machines	2	2	1	2	2
No. of available GeneXpert cartridges	20	82	48	48	0
No. of GeneXpert – trained staff	5	6	5	4	0
No. of functioning biosafety cabinets	1	0	1	1	0
No. of functioning incinerators	1	1	1	1	0
Clinical Management					
No. established pre-triage sites	3	5	0	1	3
No. quarantine beds	0	32	24	0	28
No. of quarantine beds per 10,000 population	0	0.85	3.59	0	0.84
No. isolation ward beds	4	5	6	0	8
No. of isolation beds per 10,000 population	0.11	0.13	0.90	0	0.24
No. inpatient beds at provincial hospital	271	213	92	106	
Critical Care					
No. ICU beds	1	3	2	0	4
No. of ICU beds per 10,000 population	0.03	0.08	0.30	0	0.12
No. of functioning oxygen concentrators	2	8	0	0	0
No. functioning ventilators	2	2	0	0	0
No. of nurses trained in critical care	6	16	3	8	6
No. of anaesthetists	2	7	1	0	3
No. of anaesthetic scientific officer	0	2	0	2	
Workforce					
No. of doctors	15	19	6	16	10
No. of nurses and midwives	171	254	64	209	94
No. of health extension officers	52	23	13	31	3
No. of community health workers	247	257	81	192	71
Total clinical workforce COVID-19 trained	328	236	89	320	37
Total health workforce *	749	895	292	611	235

UPDATED 27 September 2020	Momase Region			
	Morobe	Madang	WSP	ESP
Total Provincial Population	926,432	719,869	316,533	644,053
Incident Management and Planning				
PCC functioning	Yes	Yes	Yes	Yes
PEOC functioning	Yes	Yes	Yes	Yes
Surveillance				
No. of trained rapid response teams	2	2	1	1
No. of trained contact tracing teams	2	1	1	1
No. of trained quarantine teams	2	1	1	1
Laboratory / Waste Management				
No. of available swabs/UTMs	103	103	450	
No. of functioning GeneXpert machines	5	4	2	2
No. of available GeneXpert cartridges	135	135	11	5
No. of GeneXpert – trained staff		2		2
No. of functioning biosafety cabinets	1	2	1	0
No. of functioning incinerators	1	0	0	0
Clinical Management				
No. established pre-triage sites	6	1	4	8
No. quarantine beds	47	12		
No. of quarantine beds per 10,000 population	0.51	0.17	0.00	0.00
No. isolation ward beds	120	18	4	
No. of isolation beds per 10,000 population	1.30	0.25	0.13	0
No. inpatient beds at provincial hospital	560	281	96	254
Critical Care				
No. ICU beds	19	5	4	
No. of ICU beds per 10,000 population	0.21	0.07	0.13	0.00
No. of functioning oxygen concentrators				
No. functioning ventilators				
No. of nurses trained in critical care	30	3	7	14
No. of anaesthetists	2	3	2	3
No. of anaesthetic scientific officer	4	1		1
Workforce				
No. of doctors	48	22	10	17
No. of nurses and midwives	443	223	119	158
No. of health extension officers	11	28	19	21
No. of community health workers	143	390	332	243
Total clinical workforce COVID-19 trained	425	346	200	92
Total health workforce *	920	905	691	724

UPDATED 27 September 2020	Highlands Region						
	EHP	Simbu	Jiwaka	Hela	WHP	Enga	SHP
Total Provincial Population	717,957	378,381	332,619	304,955	442,638	480,691	651,001
Incident Management and Planning							
PCC functioning	Yes	Yes	No	Yes	Yes	Yes	
PEOC functioning	Yes	Yes	Yes	Yes	Yes	Yes	Yes
Surveillance							
No. of trained rapid response teams	2	7	1	1	1	10	1
No. of trained contact tracing teams	2	8	1	1	1	1	5
No. of trained quarantine teams	1	2	1	1	1	1	5
Laboratory / Waste Management							
No. of available swabs/UTMs	50	550	150	400	350	100	100/100
No. of functioning GeneXpert machines	4	3	1	1	4	3	2
No. of available GeneXpert cartridges	38	83	50	36	97	8	20
No. of GeneXpert – trained staff	1	3	3	3	10	6	40
No. of functioning biosafety cabinets	1	1	1	0	2	1	1
No. of functioning incinerators	0	1	1	1	1	3	1
Clinical Management							
No. established pre-triage sites	1	7	28	2	7	3	3
No. quarantine beds	14	10	20	6	10	10	10
No. of quarantine beds per 10,000 population	0.19	0.26	0	0.20	0.23	0.21	0.15
No. isolation ward beds	5	1	30	6	11	10	4
No. of isolation beds per 10,000 population	0.07	0.03	0.00	0.20	0.25	0.21	0.06
No. inpatient beds at provincial hospital	306	233	129	86	252	86	425
Critical Care							
No. ICU beds	12	8	0	6	0	10	6
No. of ICU beds per 10,000 population	0.17	0.21	0	0.20	0	0.21	0.09
No. of functioning oxygen concentrators	4	6	5	1	7	3	
No. functioning ventilators	2	3	0	0	1	0	
No. of nurses trained in critical care	60	6	1	1	30	8	9
No. of anaesthetists	9	0	4	0	0	0	5
No. of anaesthetic scientific officer	3	4	3	2	5	3	
Workforce							
No. of doctors	28	30	1	9	35	34	18
No. of nurses and midwives	222	305	146	86	217	163	151
No. of health extension officers	15	15	8	13	13	34	10
No. of community health workers	371	197	102	80	293	226	189
Total clinical workforce COVID-19 trained	114	431	73	81	112	169	367
Total health workforce *	899	495		214	852	761	857

Updated in the past 7 days

incomplete/pending / not reported

ANNEX B – Photos



Photo 1. Meeting with PEOCs on 24 September 2020



Photos 2-5. Rapid Convenience Survey conducted in Madang, Morobe, East Sepik, West Sepik and Central Provinces



Photos 6-7. Conduct of COVID-19 sample collection training for healthcare workers in East New Britain



Photo 8. Pre-triaging tent set up at Malalaua Health Centre



Photo 10. COVID-19 training conducted at Kerema Hospital

For more information about this Situation Report, contact:

Dr Daoni Esorom

A/Executive Manager, Public Health, National Department of Health
Email: daoniesorom@gmail.com; Mobile: +675-72313983

Mr Eric Salenga

Information and Planning Team, World Health Organization
Email: salengar@who.int