

PAPUA NEW GUINEA

COVID-19 SURVEILLANCE UPDATE

20th April 2023

CUMULATIVE

46,838

RECOVERED

46,167

TOTAL DEATHS

670

ACTIVE CASES

1

VARIANTS OF CONCERN

DELTA

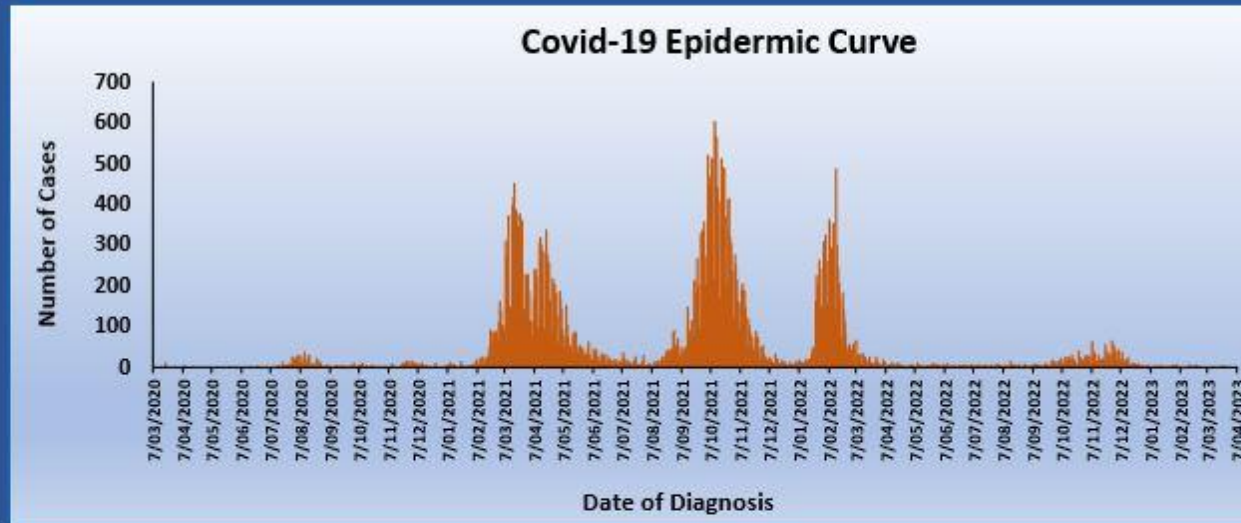
741

OMICRON

680

CASES REPORTED (LAST 24HRS)

CASES	DEATHS
0	0
Hospitalized	HCW
0	0

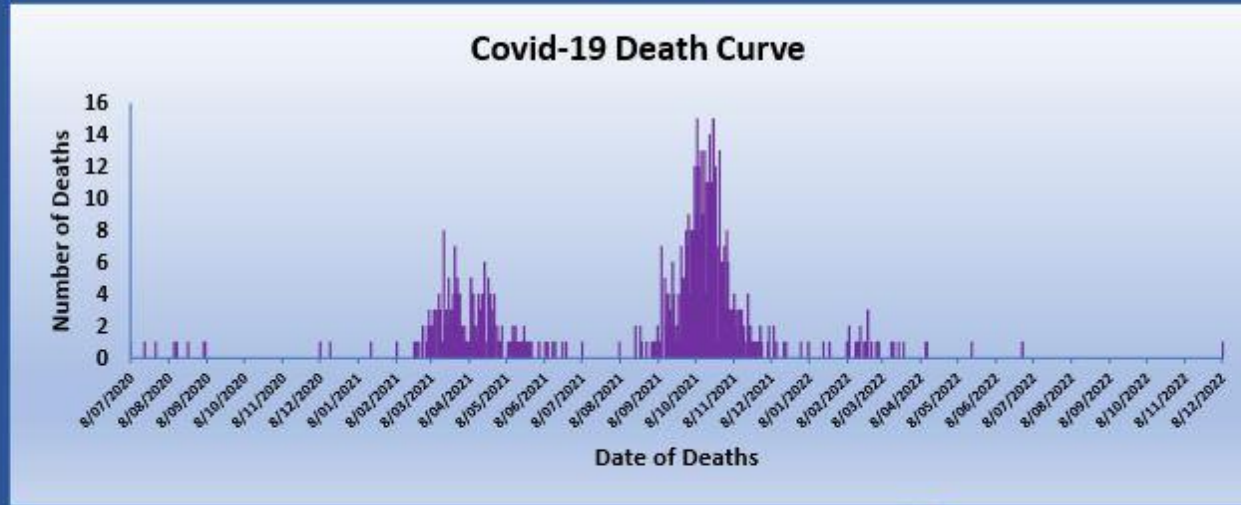


SYMPTOMATIC

Symptomatic	Asymptomatic
30,139	16,699

CASES REPORTED (LAST 7 DAYS)

CASES	DEATHS
0	0
HOSPITALIZED	HCW
0	0
VACCINATED	UNVACCINATED
0	0
AGE >45 YEARS OLD	
0	



CUMULATIVE CASES

Vaccinated Cases	Unvaccinated Cases
6,663	30,949
Vaccinated Deaths	Unvaccinated Deaths
13	657

TOTAL TESTS (LAST 7 DAYS)

PCR	AG RDT
45	635
GENEXPERT	ABOTT-ID
0	0



PAPUA NEW GUINEA

COVID-19 SURVEILLANCE UPDATE

20th April 2023

PROVINCIAL RISK ZONES

10th April to 16th April 2023



SUMMARY BY DATES OF INVESTIGATION – LAST 24HR

Date of Investigation	No. of Cases	%	No. of Deaths
Last 24 hours	0	0%	-
Last 7 days	0	0%	-
8 – 14 days ago	0	0%	-
15 days – 30 days ago	0	0%	-
> 30days ago	0	0%	-
Total	0	0%	0

REMARKS

- Cases reported include cases diagnosed in the last 7 days and cases diagnosed over 7 days ago (delayed reporting) combined
- Vaccination started in May 2021 and hence all cases/deaths statistics.

Province	Cases Reported Last 24hrs	Cases Reported Last 7 Days	Cases Diagnosed Last 7 Days	Active Cases	Cumulative Infections	Cumulative Deaths	Recovered Cases	CFR (%)
NCD	0	0	0	0	12,985	102	12,883	0.8
Western	0	0	0	0	3,771	33	3,738	0.9
WHP	0	0	0	0	3,318	94	3,224	2.8
EHP	0	0	0	0	2,890	121	2,769	4.2
Morobe	0	0	0	0	2,675	53	2,622	2.0
ENB	0	0	0	0	2,467	31	2,436	1.3
Madang	0	0	0	0	1,869	33	1,836	1.8
Milne Bay	0	0	0	0	1,694	5	1,689	0.3
Enga	0	0	0	0	1,563	7	1,556	0.4
NIP	0	0	0	0	1,464	13	1,451	0.9
Central	0	0	0	0	1,415	2	1,413	0.1
SHP	0	0	0	1	1,378	53	1,324	3.8
WNB	0	0	0	0	1,260	6	1,254	0.5
Chimbu	0	0	0	0	1,216	14	1,202	1.2
AROB	0	0	0	0	1,202	19	1,183	1.6
Hela	0	0	0	0	1,182	14	1,168	1.2
Manus	0	0	0	0	947	11	936	1.2
WSP	0	0	0	0	884	13	871	1.5
ESP	0	0	0	0	779	8	771	1.0
Gulf	0	0	0	0	675	0	675	0.0
Northern (Oro)	0	0	0	0	670	7	663	1.0
Jivaka	0	0	0	0	534	31	503	5.8
Total	0	0	0	1	46,838	670	46,167	1.4

PAPUA NEW GUINEA
JOINT AGENCY TASK FORCE
NATIONAL CONTROL CENTRE FOR
COVID-19



PAPUA NEW GUINEA

COVID-19 SURVEILLANCE UPDATE

21st April 2023

CUMULATIVE

46,838

RECOVERED

46,167

TOTAL DEATHS

670

ACTIVE CASES

1

VARIANTS OF CONCERN

DELTA

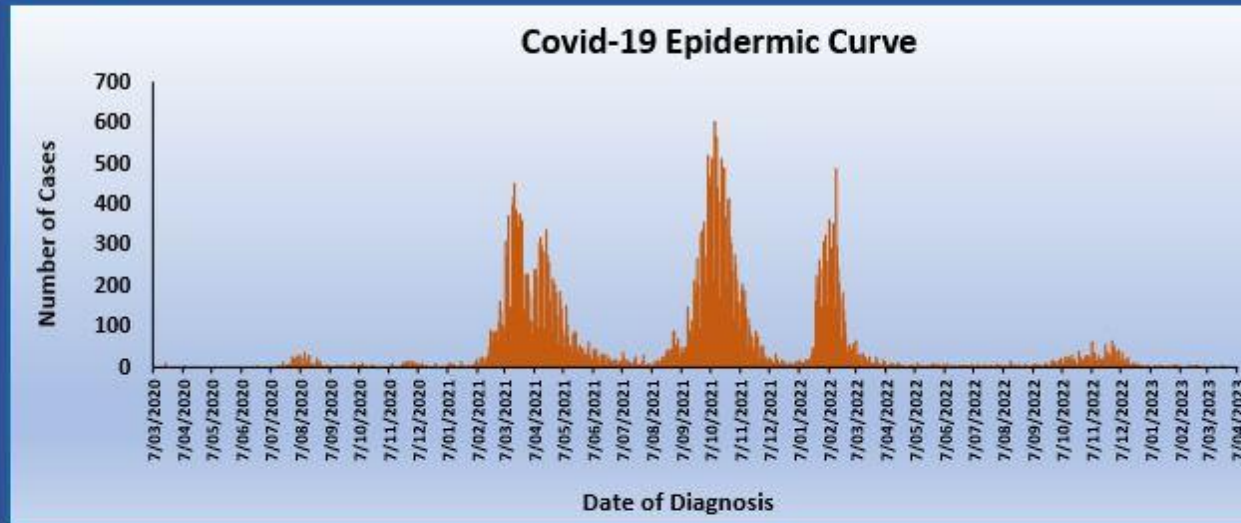
741

OMICRON

680

CASES REPORTED (LAST 24HRS)

CASES	DEATHS
0	0
Hospitalized	HCW
0	0

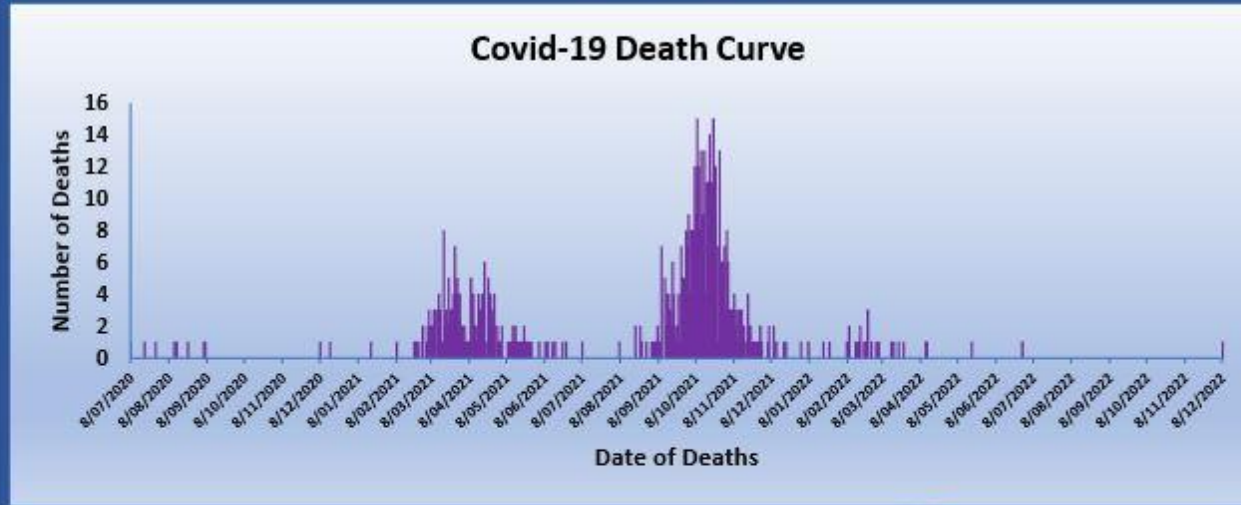


SYMPTOMATIC

Symptomatic	Asymptomatic
30,139	16,699

CASES REPORTED (LAST 7 DAYS)

CASES	DEATHS
0	0
HOSPITALIZED	HCW
0	0
VACCINATED	UNVACCINATED
0	0
AGE >45 YEARS OLD	
0	



CUMULATIVE CASES

Vaccinated Cases	Unvaccinated Cases
6,663	30,949
Vaccinated Deaths	Unvaccinated Deaths
13	657

TOTAL TESTS (LAST 7 DAYS)

PCR	AG RDT
45	635
GENEXPERT	ABOTT-ID
0	0



PAPUA NEW GUINEA

COVID-19 SURVEILLANCE UPDATE

21st April 2023

PROVINCIAL RISK ZONES

10th April to 16th April 2023



Province	Cases Reported Last 24hrs	Cases Reported Last 7 Days	Cases Diagnosed Last 7 Days	Active Cases	Cumulative Infections	Cumulative Deaths	Recovered Cases	CFR (%)
NCD	0	0	0	0	12,985	102	12,883	0.8
Western	0	0	0	0	3,771	33	3,738	0.9
WHP	0	0	0	0	3,318	94	3,224	2.8
EHP	0	0	0	0	2,890	121	2,769	4.2
Morobe	0	0	0	0	2,675	53	2,622	2.0
ENB	0	0	0	0	2,467	31	2,436	1.3
Madang	0	0	0	0	1,869	33	1,836	1.8
Milne Bay	0	0	0	0	1,694	5	1,689	0.3
Enga	0	0	0	0	1,563	7	1,556	0.4
NIP	0	0	0	0	1,464	13	1,451	0.9
Central	0	0	0	0	1,415	2	1,413	0.1
SHP	0	0	0	1	1,378	53	1,324	3.8
WNB	0	0	0	0	1,260	6	1,254	0.5
Chimbu	0	0	0	0	1,216	14	1,202	1.2
AROB	0	0	0	0	1,202	19	1,183	1.6
Hela	0	0	0	0	1,182	14	1,168	1.2
Manus	0	0	0	0	947	11	936	1.2
WSP	0	0	0	0	884	13	871	1.5
ESP	0	0	0	0	779	8	771	1.0
Gulf	0	0	0	0	675	0	675	0.0
Northern (Oro)	0	0	0	0	670	7	663	1.0
Ivaka	0	0	0	0	534	31	503	5.8
Total	0	0	0	1	46,838	670	46,167	1.4

SUMMARY BY DATES OF INVESTIGATION – LAST 24HR

Date of Investigation	No. of Cases	%	No. of Deaths
Last 24 hours	0	0%	-
Last 7 days	0	0%	-
8 – 14 days ago	0	0%	-
15 days – 30 days ago	0	0%	-
> 30days ago	0	0%	-
Total	0	0%	0

REMARKS

- Cases reported include cases diagnosed in the last 7 days and cases diagnosed over 7 days ago (delayed reporting) combined
- Vaccination started in May 2021 and hence all cases/deaths statistics.

PAPUA NEW GUINEA
JOINT AGENCY TASK FORCE
NATIONAL CONTROL CENTRE FOR
COVID-19



PAPUA NEW GUINEA

COVID-19 SURVEILLANCE UPDATE

22nd April 2023

CUMULATIVE

46,838

RECOVERED

46,168

TOTAL DEATHS

670

ACTIVE CASES

0

VARIANTS OF CONCERN

DELTA

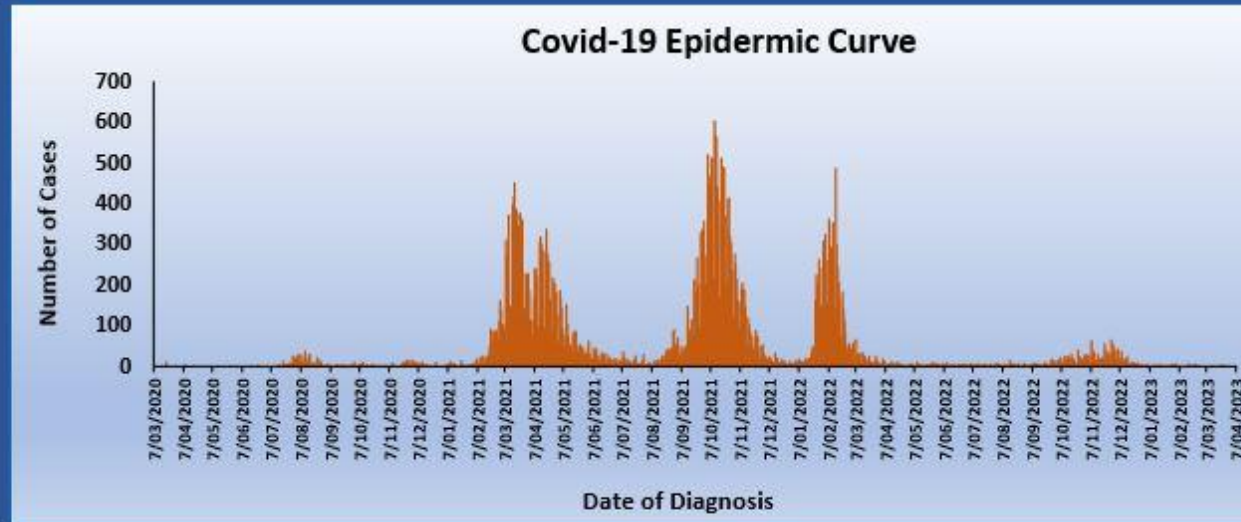
741

OMICRON

680

CASES REPORTED (LAST 24HRS)

CASES	DEATHS
0	0
Hospitalized	HCW
0	0



SYMPTOMATIC

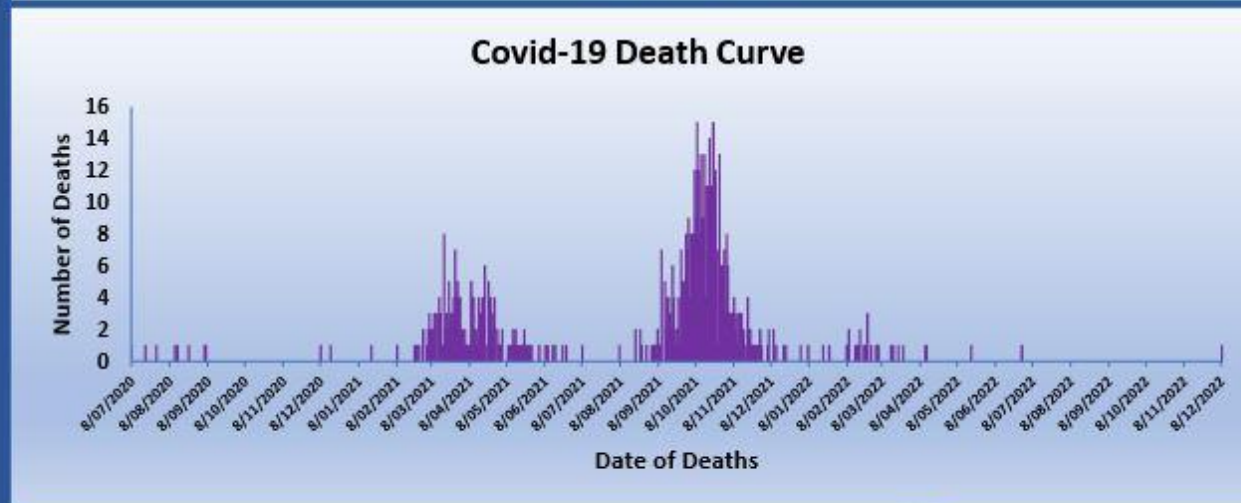
Symptomatic	Asymptomatic
30,139	16,699

CUMULATIVE CASES

Vaccinated Cases	Unvaccinated Cases
6,663	30,949
Vaccinated Deaths	Unvaccinated Deaths
13	657

CASES REPORTED (LAST 7 DAYS)

CASES	DEATHS
0	0
HOSPITALIZED	HCW
0	0
VACCINATED	UNVACCINATED
0	0
AGE >45 YEARS OLD	
0	



TOTAL TESTS (LAST 7 DAYS)

PCR	AG RDT
45	635
GENEXPERT	ABOTT-ID
0	0



PAPUA NEW GUINEA

COVID-19 SURVEILLANCE UPDATE

22nd April 2023

PROVINCIAL RISK ZONES

10th April to 16th April 2023



SUMMARY BY DATES OF INVESTIGATION – LAST 24HR

Date of Investigation	No. of Cases	%	No. of Deaths
Last 24 hours	0	0%	-
Last 7 days	0	0%	-
8 – 14 days ago	0	0%	-
15 days – 30 days ago	0	0%	-
> 30days ago	0	0%	-
Total	0	0%	0

REMARKS

- Cases reported include cases diagnosed in the last 7 days and cases diagnosed over 7 days ago (delayed reporting) combined
- Vaccination started in May 2021 and hence all cases/deaths statistics.

Province	Cases Reported Last 24hrs	Cases Reported Last 7 Days	Cases Diagnosed Last 7 Days	Active Cases	Cumulative Infections	Cumulative Deaths	Recovered Cases	CFR (%)
NCD	0	0	0	0	12,985	102	12,883	0.8
Western	0	0	0	0	3,771	33	3,738	0.9
WHP	0	0	0	0	3,318	94	3,224	2.8
EHP	0	0	0	0	2,890	121	2,769	4.2
Morobe	0	0	0	0	2,675	53	2,622	2.0
ENB	0	0	0	0	2,467	31	2,436	1.3
Madang	0	0	0	0	1,869	33	1,836	1.8
Milne Bay	0	0	0	0	1,694	5	1,689	0.3
Enga	0	0	0	0	1,563	7	1,556	0.4
NIP	0	0	0	0	1,464	13	1,451	0.9
Central	0	0	0	0	1,415	2	1,413	0.1
SHP	0	0	0	0	1,378	53	1,325	3.8
WNB	0	0	0	0	1,260	6	1,254	0.5
Chimbu	0	0	0	0	1,216	14	1,202	1.2
AROB	0	0	0	0	1,202	19	1,183	1.6
Hela	0	0	0	0	1,182	14	1,168	1.2
Manus	0	0	0	0	947	11	936	1.2
WSP	0	0	0	0	884	13	871	1.5
ESP	0	0	0	0	779	8	771	1.0
Gulf	0	0	0	0	675	0	675	0.0
Northern (Oro)	0	0	0	0	670	7	663	1.0
Jivaka	0	0	0	0	534	31	503	5.8
Total	0	0	0	0	46,838	670	46,168	1.4

PAPUA NEW GUINEA
JOINT AGENCY TASK FORCE
NATIONAL CONTROL CENTRE FOR
COVID-19



PAPUA NEW GUINEA

COVID-19 SURVEILLANCE UPDATE

23rd April 2023

CUMULATIVE

46,838

RECOVERED

46,168

TOTAL DEATHS

670

ACTIVE CASES

0

VARIANTS OF CONCERN

DELTA

741

OMICRON

680

CASES REPORTED (LAST 24HRS)

CASES

0

DEATHS

0

Hospitalized

0

HCW

0

CASES REPORTED (LAST 7 DAYS)

CASES

0

DEATHS

0

HOSPITALIZED

0

HCW

0

VACCINATED

0

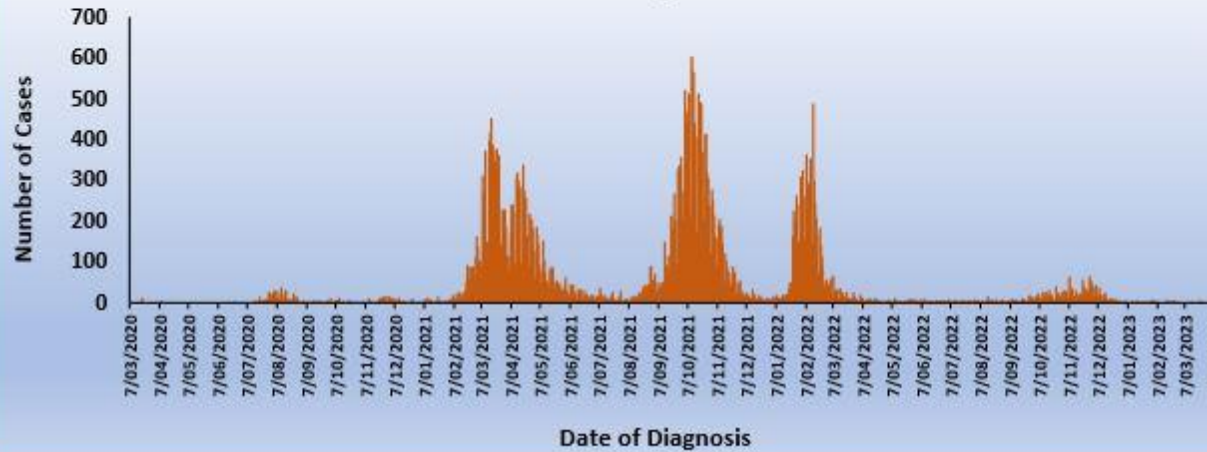
UNVACCINATED

0

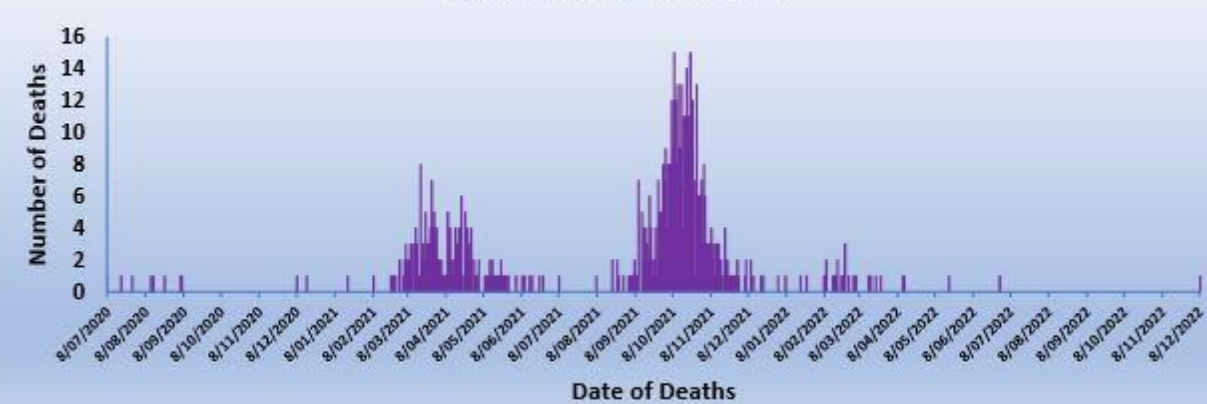
AGE >45 YEARS OLD

0

Covid-19 Epidemic Curve



Covid-19 Death Curve



SYMPTOMATIC

Symptomatic

30,139

Asymptomatic

16,699

CUMULATIVE CASES

Vaccinated Cases

6,663

Unvaccinated Cases

30,949

Vaccinated Deaths

13

Unvaccinated Deaths

657

TOTAL TESTS (LAST 7 DAYS)

PCR

45

AG RDT

635

GENEXPERT

0

ABOTT-ID

0



PAPUA NEW GUINEA

COVID-19 SURVEILLANCE UPDATE

23rd April 2023

Province	Cases Reported Last 24hrs	Cases Reported Last 7 Days	Cases Diagnosed Last 7 Days	Active Cases	Cumulative Infections	Cumulative Deaths	Recovered Cases	CFR (%)
NCD	0	0	0	0	12,985	102	12,883	0.8
Western	0	0	0	0	3,771	33	3,738	0.9
WHP	0	0	0	0	3,318	94	3,224	2.8
EHP	0	0	0	0	2,890	121	2,769	4.2
Morobe	0	0	0	0	2,675	53	2,622	2.0
ENB	0	0	0	0	2,467	31	2,436	1.3
Madang	0	0	0	0	1,869	33	1,836	1.8
Milne Bay	0	0	0	0	1,694	5	1,689	0.3
Enga	0	0	0	0	1,563	7	1,556	0.4
NIP	0	0	0	0	1,464	13	1,451	0.9
Central	0	0	0	0	1,415	2	1,413	0.1
SHP	0	0	0	0	1,378	53	1,325	3.8
WNB	0	0	0	0	1,260	6	1,254	0.5
Chimbu	0	0	0	0	1,216	14	1,202	1.2
AROB	0	0	0	0	1,202	19	1,183	1.6
Hela	0	0	0	0	1,182	14	1,168	1.2
Manus	0	0	0	0	947	11	936	1.2
WSP	0	0	0	0	884	13	871	1.5
ESP	0	0	0	0	779	8	771	1.0
Gulf	0	0	0	0	675	0	675	0.0
Northern (Oro)	0	0	0	0	670	7	663	1.0
Jiraka	0	0	0	0	534	31	503	5.8
Total	0	0	0	0	46,838	670	46,168	1.4

PROVINCIAL RISK ZONES

17th April to 23rd April 2023



SUMMARY BY DATES OF INVESTIGATION – LAST 24HR

Date of Investigation	No. of Cases	%	No. of Deaths
Last 24 hours	0	0%	-
Last 7 days	0	0%	-
8 – 14 days ago	0	0%	-
15 days – 30 days ago	0	0%	-
> 30days ago	0	0%	-
Total	0	0%	0

REMARKS

- Cases reported include cases diagnosed in the last 7 days and cases diagnosed over 7 days ago (delayed reporting) combined
- Vaccination started in May 2021 and hence all cases/deaths statistics.

PAPUA NEW GUINEA
JOINT AGENCY TASK FORCE
NATIONAL CONTROL CENTRE FOR
COVID-19



PAPUA NEW GUINEA

COVID-19 SURVEILLANCE UPDATE

24th April 2023

CUMULATIVE

46,842

RECOVERED

46,168

TOTAL DEATHS

670

ACTIVE CASES

4

VARIANTS OF CONCERN

DELTA

741

OMICRON

680

CASES REPORTED (LAST 24HRS)

CASES

4

DEATHS

0

Hospitalized

0

HCW

0

CASES REPORTED (LAST 7 DAYS)

CASES

4

DEATHS

0

HOSPITALIZED

0

HCW

0

VACCINATED

3

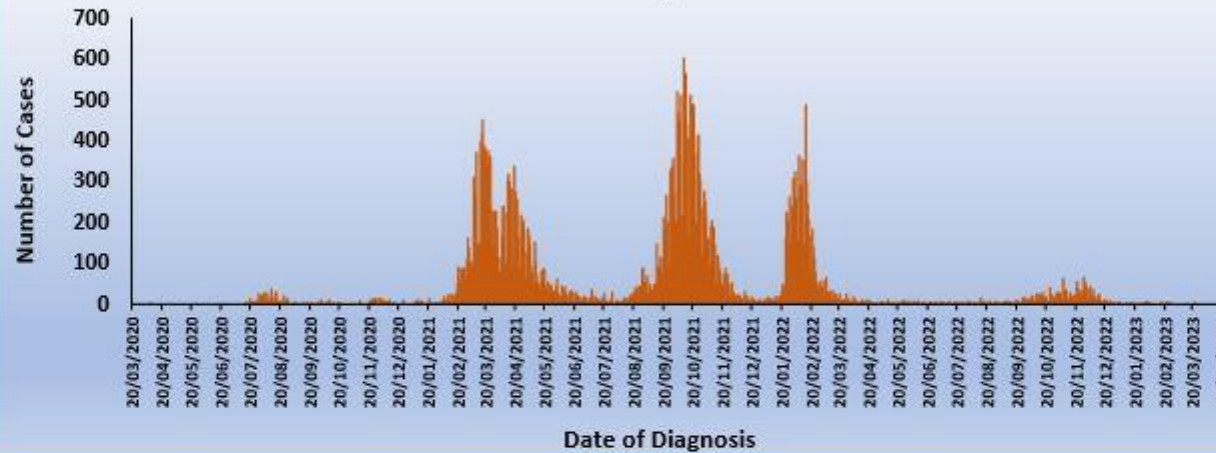
UNVACCINATED

1

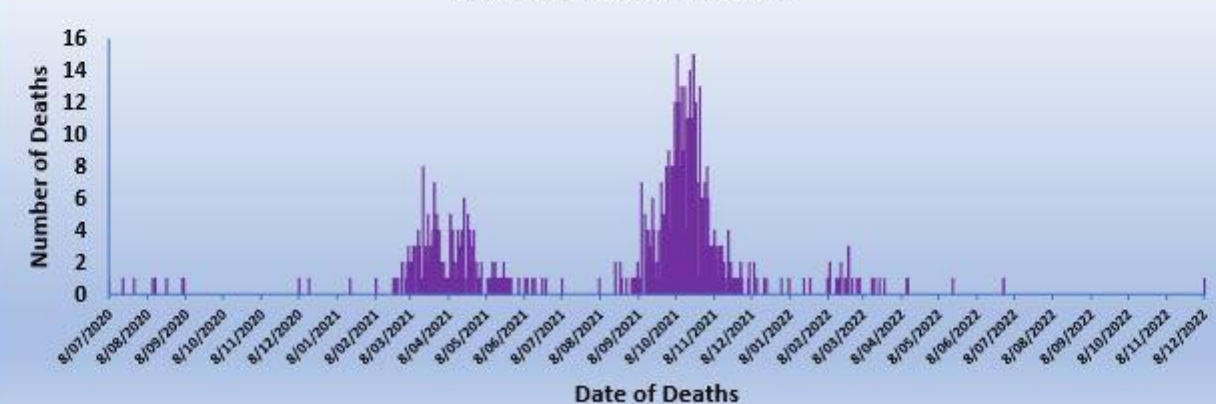
AGE >45 YEARS OLD

1

Covid-19 Epidemic Curve



Covid-19 Death Curve



SYMPTOMATIC

Symptomatic

30,141

Asymptomatic

16,701

CUMULATIVE CASES

Vaccinated Cases

6,666

Unvaccinated Cases

30,950

Vaccinated Deaths

13

Unvaccinated Deaths

657

TOTAL TESTS (LAST 7 DAYS)

PCR

45

AG RDT

635

GENEXPERT

0

ABOTT-ID

0



PAPUA NEW GUINEA

COVID-19 SURVEILLANCE UPDATE

24th April 2023

PROVINCIAL RISK ZONES

17th April to 23rd April 2023



Province	Cases Reported Last 24hrs	Cases Reported Last 7 Days	Cases Diagnosed Last 7 Days	Active Cases	Cumulative Infections	Cumulative Deaths	Recovered Cases	CFR (%)
NCD	3	3	2	3	12,988	102	12,883	0.8
Western	0	0	0	0	3,771	33	3,738	0.9
WHP	0	0	0	0	3,318	94	3,224	2.8
EHP	0	0	0	0	2,890	121	2,769	4.2
Morobe	0	0	0	0	2,675	53	2,622	2.0
ENB	0	0	0	0	2,467	31	2,436	1.3
Madang	0	0	0	0	1,869	33	1,836	1.8
Milne Bay	0	0	0	0	1,694	5	1,689	0.3
Enga	0	0	0	0	1,563	7	1,556	0.4
NIP	0	0	0	0	1,464	13	1,451	0.9
Central	0	0	0	0	1,415	2	1,413	0.1
SHP	1	1	0	1	1,379	53	1,325	3.8
WNB	0	0	0	0	1,260	6	1,254	0.5
Chimbu	0	0	0	0	1,216	14	1,202	1.2
AROB	0	0	0	0	1,202	19	1,183	1.6
Hela	0	0	0	0	1,182	14	1,168	1.2
Manus	0	0	0	0	947	11	936	1.2
WSP	0	0	0	0	884	13	871	1.5
ESP	0	0	0	0	779	8	771	1.0
Gulf	0	0	0	0	675	0	675	0.0
Northern (Oro)	0	0	0	0	670	7	663	1.0
Jivaka	0	0	0	0	534	31	503	5.8
Total	4	4	2	4	46,842	670	46,168	1.4

SUMMARY BY DATES OF INVESTIGATION – LAST 24HR

Date of Investigation	No. of Cases	%	No. of Deaths
Last 24 hours	0	0%	-
Last 7 days	2	50%	-
8 – 14 days ago	2	50%	-
15 days – 30 days ago	0	0%	-
> 30days ago	0	0%	-
Total	4	100%	0

REMARKS

- Cases reported include cases diagnosed in the last 7 days and cases diagnosed over 7 days ago (delayed reporting) combined
- Vaccination started in May 2021 and hence all cases/deaths statistics.

PAPUA NEW GUINEA
JOINT AGENCY TASK FORCE
NATIONAL CONTROL CENTRE FOR
COVID-19



PAPUA NEW GUINEA

COVID-19 SURVEILLANCE UPDATE

25th April 2023

CUMULATIVE

46,842

RECOVERED

46,168

TOTAL DEATHS

670

ACTIVE CASES

4

VARIANTS OF CONCERN

DELTA

741

OMICRON

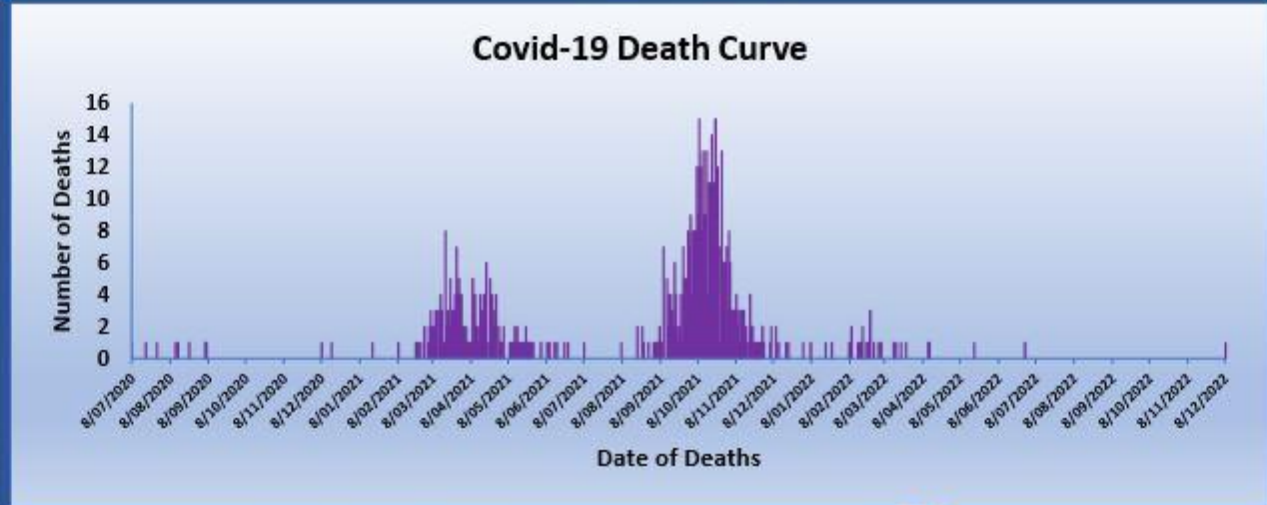
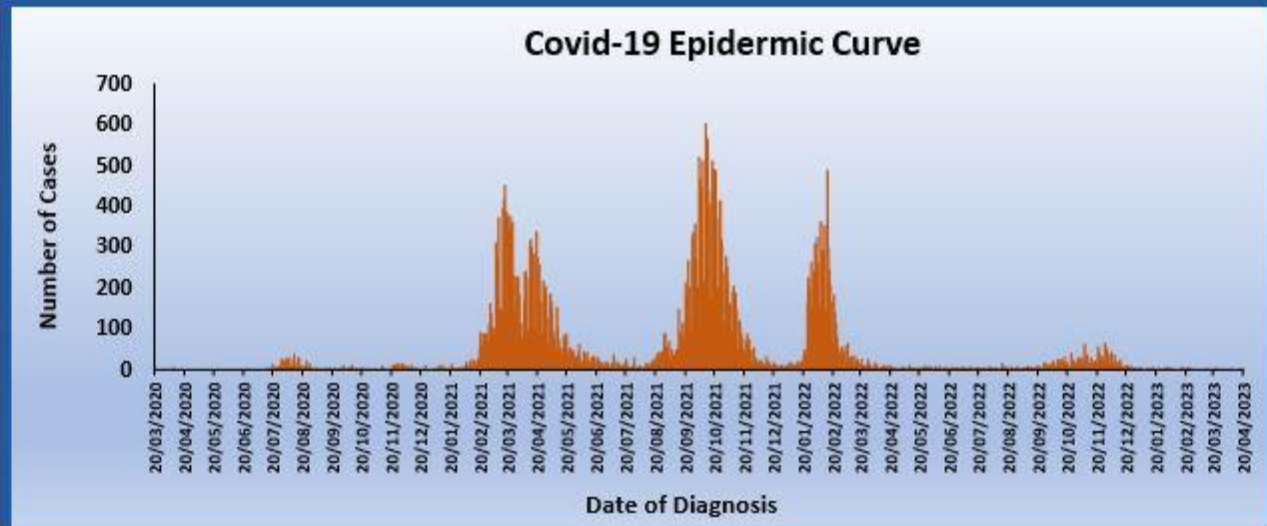
680

CASES REPORTED (LAST 24HRS)

CASES	DEATHS
0	0
Hospitalized	HCW
0	0

CASES REPORTED (LAST 7 DAYS)

CASES	DEATHS
4	0
HOSPITALIZED	HCW
0	0
VACCINATED	UNVACCINATED
3	1
AGE >45 YEARS OLD	
1	



SYMPTOMATIC

Symptomatic	Asymptomatic
30,141	16,701

CUMULATIVE CASES

Vaccinated Cases	Unvaccinated Cases
6,666	30,950
Vaccinated Deaths	Unvaccinated Deaths
13	657

TOTAL TESTS (LAST 7 DAYS)

PCR	AG RDT
45	635
GENEXPERT	ABOTT-ID
0	0



PAPUA NEW GUINEA

COVID-19 SURVEILLANCE UPDATE

25th April 2023

PROVINCIAL RISK ZONES

17th April to 23rd April 2023



Province	Cases Reported Last 24hrs	Cases Reported Last 7 Days	Cases Diagnosed Last 7 Days	Active Cases	Cumulative Infections	Cumulative Deaths	Recovered Cases	CFR (%)
NCD	0	3	2	3	12,988	102	12,883	0.8
Western	0	0	0	0	3,771	33	3,738	0.9
WHP	0	0	0	0	3,318	94	3,224	2.8
EHP	0	0	0	0	2,890	121	2,769	4.2
Morobe	0	0	0	0	2,675	53	2,622	2.0
ENB	0	0	0	0	2,467	31	2,436	1.3
Madang	0	0	0	0	1,869	33	1,836	1.8
Milne Bay	0	0	0	0	1,694	5	1,689	0.3
Enga	0	0	0	0	1,563	7	1,556	0.4
NIP	0	0	0	0	1,464	13	1,451	0.9
Central	0	0	0	0	1,415	2	1,413	0.1
SHP	0	1	0	1	1,379	53	1,325	3.8
WNB	0	0	0	0	1,260	6	1,254	0.5
Chimbu	0	0	0	0	1,216	14	1,202	1.2
AROB	0	0	0	0	1,202	19	1,183	1.6
Hela	0	0	0	0	1,182	14	1,168	1.2
Manus	0	0	0	0	947	11	936	1.2
WSP	0	0	0	0	884	13	871	1.5
ESP	0	0	0	0	779	8	771	1.0
Gulf	0	0	0	0	675	0	675	0.0
Northern (Oro)	0	0	0	0	670	7	663	1.0
Jivra	0	0	0	0	534	31	503	5.8
Total	0	4	2	4	46,842	670	46,168	1.4

SUMMARY BY DATES OF INVESTIGATION – LAST 24HR

Date of Investigation	No. of Cases	%	No. of Deaths
Last 24 hours	0	0%	-
Last 7 days	0	0%	-
8 – 14 days ago	0	0%	-
15 days – 30 days ago	0	0%	-
> 30days ago	0	0%	-
Total	0	0%	0

REMARKS

- Cases reported include cases diagnosed in the last 7 days and cases diagnosed over 7 days ago (delayed reporting) combined
- Vaccination started in May 2021 and hence all cases/deaths statistics.

PAPUA NEW GUINEA
JOINT AGENCY TASK FORCE
NATIONAL CONTROL CENTRE FOR
COVID-19



PAPUA NEW GUINEA

COVID-19 SURVEILLANCE UPDATE

26th April 2023

CUMULATIVE

46,842

RECOVERED

46,168

TOTAL DEATHS

670

ACTIVE CASES

4

VARIANTS OF CONCERN

DELTA

741

OMICRON

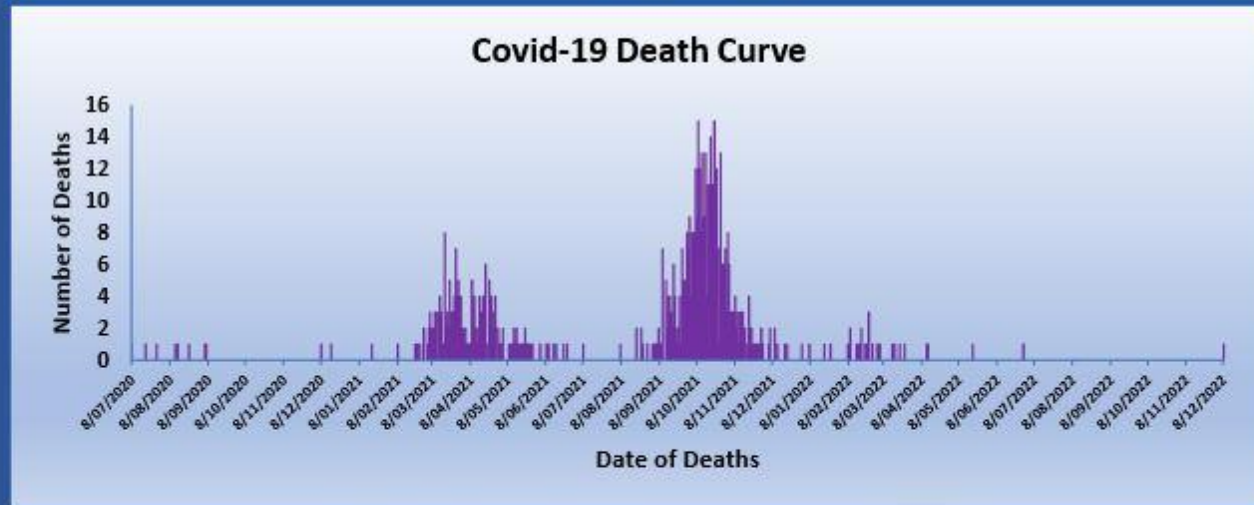
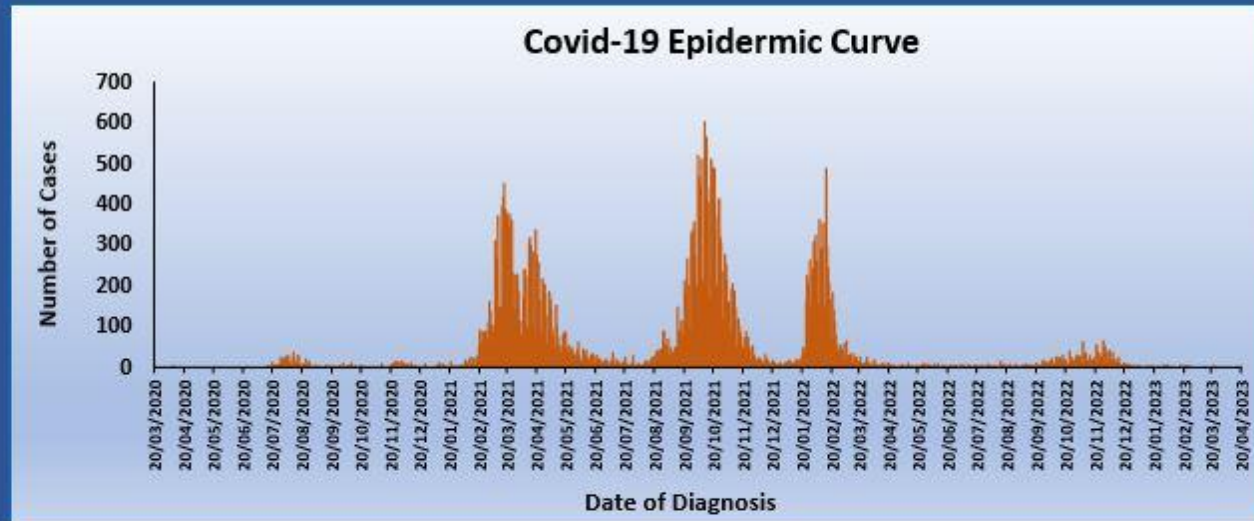
680

CASES REPORTED (LAST 24HRS)

CASES	DEATHS
0	0
Hospitalized	HCW
0	0

CASES REPORTED (LAST 7 DAYS)

CASES	DEATHS
4	0
HOSPITALIZED	HCW
0	0
VACCINATED	UNVACCINATED
3	1
AGE >45 YEARS OLD	
1	



SYMPTOMATIC

Symptomatic	Asymptomatic
30,141	16,701

CUMULATIVE CASES

Vaccinated Cases	Unvaccinated Cases
6,666	30,950
Vaccinated Deaths	Unvaccinated Deaths
13	657

TOTAL TESTS (LAST 7 DAYS)

PCR	AG RDT
45	635
GENEXPERT	ABOTT-ID
0	0



PAPUA NEW GUINEA

COVID-19 SURVEILLANCE UPDATE

26th April 2023

PROVINCIAL RISK ZONES

17th April to 23rd April 2023



SUMMARY BY DATES OF INVESTIGATION – LAST 24HR

Date of Investigation	No. of Cases	%	No. of Deaths
Last 24 hours	0	0%	-
Last 7 days	0	0%	-
8 – 14 days ago	0	0%	-
15 days – 30 days ago	0	0%	-
> 30days ago	0	0%	-
Total	0	0%	0

REMARKS

- Cases reported include cases diagnosed in the last 7 days and cases diagnosed over 7 days ago (delayed reporting) combined
- Vaccination started in May 2021 and hence all cases/deaths statistics.

PAPUA NEW GUINEA
JOINT AGENCY TASK FORCE
NATIONAL CONTROL CENTRE FOR
COVID-19



Province	Cases Reported Last 24hrs	Cases Reported Last 7 Days	Cases Diagnosed Last 7 Days	Active Cases	Cumulative Infections	Cumulative Deaths	Recovered Cases	CFR (%)
NCD	0	3	2	3	12,988	102	12,883	0.8
Western	0	0	0	0	3,771	33	3,738	0.9
WHP	0	0	0	0	3,318	94	3,224	2.8
EHP	0	0	0	0	2,890	121	2,769	4.2
Morobe	0	0	0	0	2,675	53	2,622	2.0
ENB	0	0	0	0	2,467	31	2,436	1.3
Madang	0	0	0	0	1,869	33	1,836	1.8
Milne Bay	0	0	0	0	1,694	5	1,689	0.3
Enga	0	0	0	0	1,563	7	1,556	0.4
NIP	0	0	0	0	1,464	13	1,451	0.9
Central	0	0	0	0	1,415	2	1,413	0.1
SHP	0	1	0	1	1,379	53	1,325	3.8
WNB	0	0	0	0	1,260	6	1,254	0.5
Chimbu	0	0	0	0	1,216	14	1,202	1.2
AROB	0	0	0	0	1,202	19	1,183	1.6
Hela	0	0	0	0	1,182	14	1,168	1.2
Manus	0	0	0	0	947	11	936	1.2
WSP	0	0	0	0	884	13	871	1.5
ESP	0	0	0	0	779	8	771	1.0
Gulf	0	0	0	0	675	0	675	0.0
Northern (Oro)	0	0	0	0	670	7	663	1.0
Jiwaka	0	0	0	0	534	31	503	5.8
Total	0	4	2	4	46,842	670	46,168	1.4