



Monday, 31st October 2022

COVID-19 vaccination update

Papua New Guinea



National Department of Health

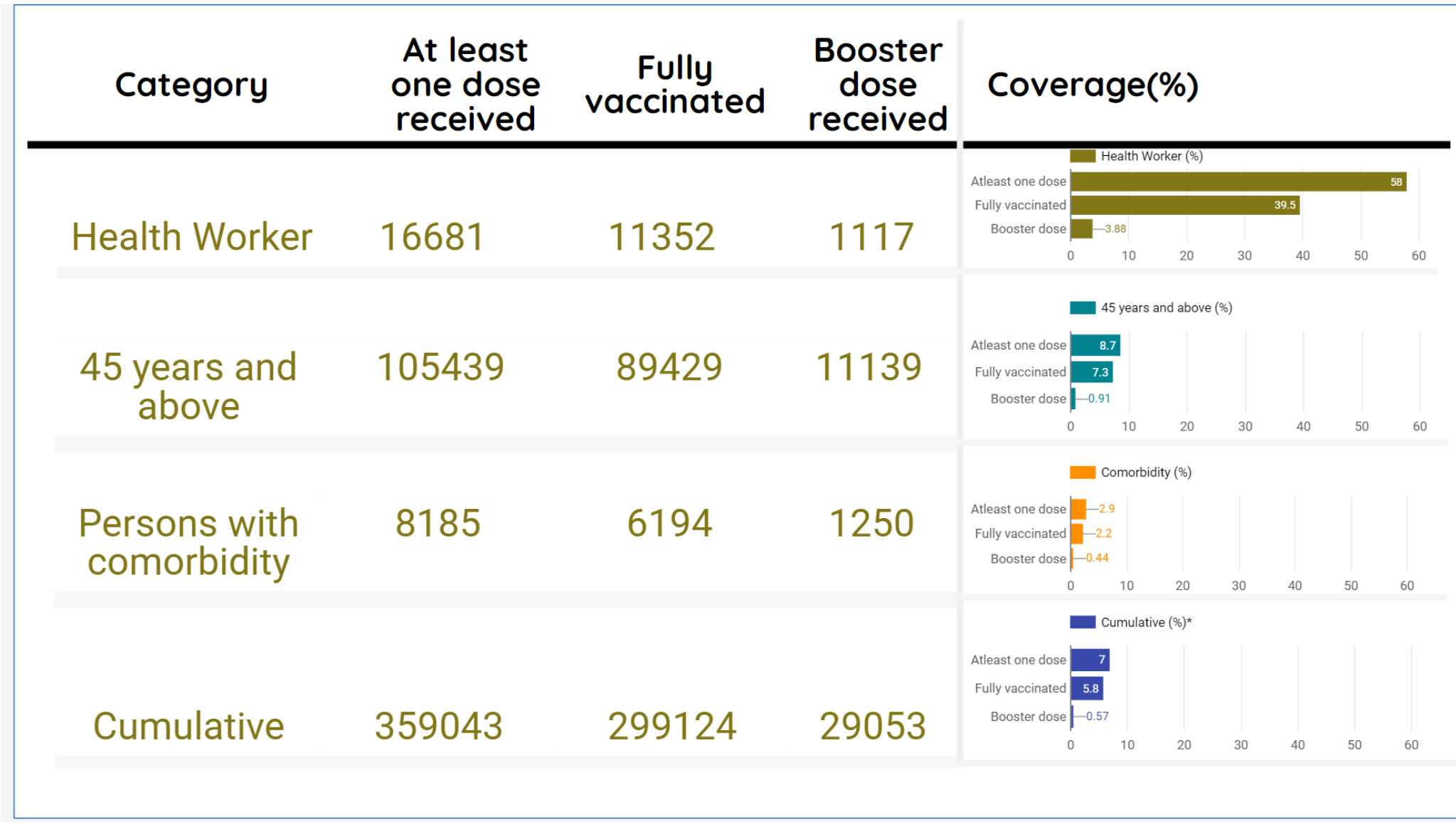


Provinces COVID-19 vaccination reporting status as of 30th October 2022

Province	Oct 24	Oct 25	Oct 26	Oct 27	Oct 28	Oct 29	Oct 30
Western							
Gulf							
Central							
NCD							
Milne Bay							
Northern							
SHP							
Enga							
WHP							
Chimbu							
EHP							
Morobe							
Madang							
ESP							
WSP							
Manus							
NIP							
ENB							
WNB							
ARoB							
Hela							
Jiwaka							

Not reported
 Reported

PNG:COVID-19 vaccination National level coverage as of 30th October 2022

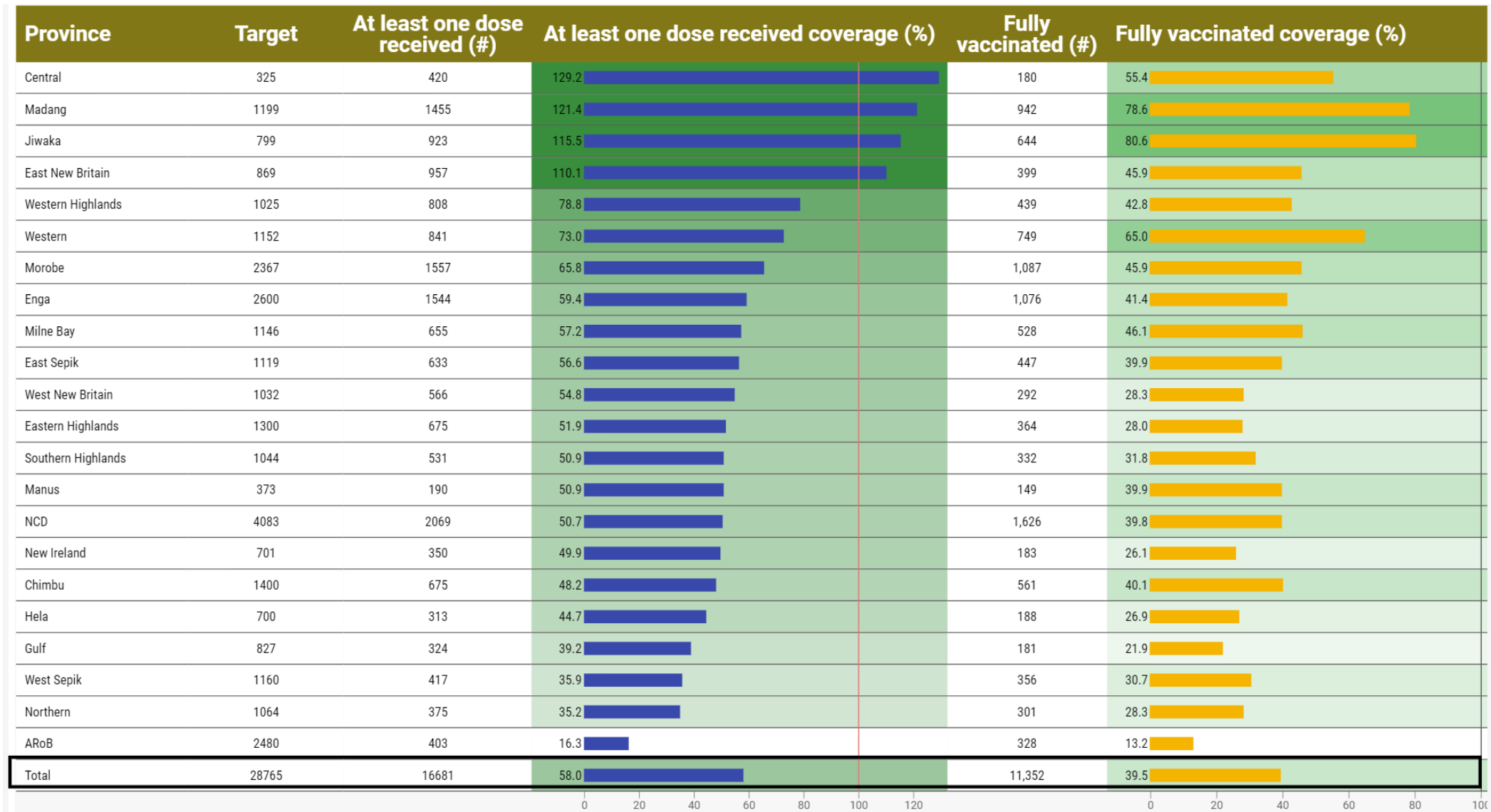


PNG: COVID-19 vaccination cumulative coverage by the province as of 30th October 2022

Province	Target for 2022	Cumulative-at least one dose received (#)	At least one dose received coverage (%)*	Fully vaccinated(#)	Fully vaccinated coverage (%)*
NCD	278463	126244	45.3 <div><div></div></div>	115,774	41.6 <div><div></div></div>
Western	158080	21697	13.7 <div><div></div></div>	14,902	9.4 <div><div></div></div>
Manus	36238	3044	8.4 <div><div></div></div>	2,701	7.5 <div><div></div></div>
Morobe	522532	42441	8.1 <div><div></div></div>	36,830	7.0 <div><div></div></div>
East New Britain	203803	15670	7.7 <div><div></div></div>	10,223	5.0 <div><div></div></div>
Jiwaka	209841	16179	7.7 <div><div></div></div>	10,948	5.2 <div><div></div></div>
New Ireland	115487	7992	6.9 <div><div></div></div>	6,064	5.3 <div><div></div></div>
Central	172997	9148	5.3 <div><div></div></div>	6,626	3.8 <div><div></div></div>
Gulf	99104	5003	5.0 <div><div></div></div>	3,240	3.3 <div><div></div></div>
Enga	289184	14087	4.9 <div><div></div></div>	10,156	3.5 <div><div></div></div>
Milne Bay	191729	9203	4.8 <div><div></div></div>	6,984	3.6 <div><div></div></div>
Hela	172577	7672	4.4 <div><div></div></div>	5,549	3.2 <div><div></div></div>
Northern	125737	5426	4.3 <div><div></div></div>	4,178	3.3 <div><div></div></div>
Western Highlands	268114	11047	4.1 <div><div></div></div>	9,574	3.6 <div><div></div></div>
East Sepik	343527	12964	3.8 <div><div></div></div>	12,213	3.6 <div><div></div></div>
Madang	383249	14265	3.7 <div><div></div></div>	13,175	3.4 <div><div></div></div>
Chimbu	233414	8666	3.7 <div><div></div></div>	8,100	3.5 <div><div></div></div>
West Sepik	167196	5044	3.0 <div><div></div></div>	3,819	2.3 <div><div></div></div>
Eastern Highlands	413280	11835	2.9 <div><div></div></div>	8,646	2.1 <div><div></div></div>
West New Britain	186457	5102	2.7 <div><div></div></div>	4,053	2.2 <div><div></div></div>
ARoB	177103	3017	1.7 <div><div></div></div>	2,636	1.5 <div><div></div></div>
Southern Highlands	376420	3297	0.9 <div><div></div></div>	2,733	0.7 <div><div></div></div>
Total	5124530	359043	7.0 <div><div></div></div>	299,124	5.8 <div><div></div></div>

* Denominator is persons above 18 years old The denominator

Health Workers & Support staff vaccination coverage province as of 30th October 2022



Persons ≥ 45 years vaccination coverage by province as of 30th October 2022

Province	≥45 years target	At least one dose vaccinated (#)	At least one dose vaccinated coverage (%)	Fully vaccinated (#)	Fully vaccinated coverage (%)
NCD	45028	29733	66.0 <div></div>	29,082	64.6 <div></div>
Western	34113	6954	20.4 <div></div>	4,757	13.9 <div></div>
Manus	9327	1441	15.4 <div></div>	1,225	13.1 <div></div>
Jiwaka	57266	6493	11.3 <div></div>	4,973	8.7 <div></div>
Enga	73403	7943	10.8 <div></div>	5,759	7.8 <div></div>
Central	31767	3196	10.1 <div></div>	2,305	7.3 <div></div>
Gulf	21067	1842	8.7 <div></div>	1,110	5.3 <div></div>
East New Britain	47001	3782	8.0 <div></div>	2,489	5.3 <div></div>
New Ireland	28790	2238	7.8 <div></div>	1,641	5.7 <div></div>
Morobe	118839	8210	6.9 <div></div>	6,493	5.5 <div></div>
East Sepik	86759	5489	6.3 <div></div>	5,153	5.9 <div></div>
Milne Bay	47320	3004	6.3 <div></div>	2,495	5.3 <div></div>
Northern	28971	1758	6.1 <div></div>	1,387	4.8 <div></div>
Hela	41950	2269	5.4 <div></div>	1,928	4.6 <div></div>
Madang	83649	4322	5.2 <div></div>	4,163	5.0 <div></div>
Western Highlands	73169	3797	5.2 <div></div>	3,329	4.5 <div></div>
Chimbu	71618	3636	5.1 <div></div>	3,529	4.9 <div></div>
West Sepik	39907	1894	4.7 <div></div>	1,571	3.9 <div></div>
West New Britain	37374	1531	4.1 <div></div>	1,262	3.4 <div></div>
Eastern Highlands	109828	3669	3.3 <div></div>	2,840	2.6 <div></div>
ARoB	39412	1093	2.8 <div></div>	971	2.5 <div></div>
Southern Highlands	91500	1145	1.3 <div></div>	967	1.1 <div></div>
total	1218059	105439	8.7 <div></div>	89,429	7.3 <div></div>

0 20 40 60 80 0 10 20 30 40 50 60 70 80

PNG COVID-19 vaccination booster doses administered as of 30th October 2022

Province	AstraZeneca booster dose	Johnson and Johnson booster dose
NCD	8,599	4,258
Western	985	916
Manus	15	189
Morobe	2,660	1,684
East New Britain	396	149
Jiwaka	38	41
New Ireland	399	92
Central	55	292
Gulf	288	242
Enga	0	0
Milne Bay	197	448
Hela	154	171
Northern	198	252
Western Highlands	455	343
East Sepik	676	393
Madang	846	988
Chimbu	33	13
West Sepik	454	202
Eastern Highlands	237	232
West New Britain	219	56
ARoB	34	97
Southern Highlands	476	581
Total	17,414	11,639

Number of persons vaccinated for COVID-19 in the previous week, 30th October 2022

Total number of persons vaccinated during the week

Reporting week

Oct 24, 2022 to Oct 30, 2022

Category ^	First dose	Second dose	Booster dose
Total number of persons vaccinated during the week	1,349	60	537

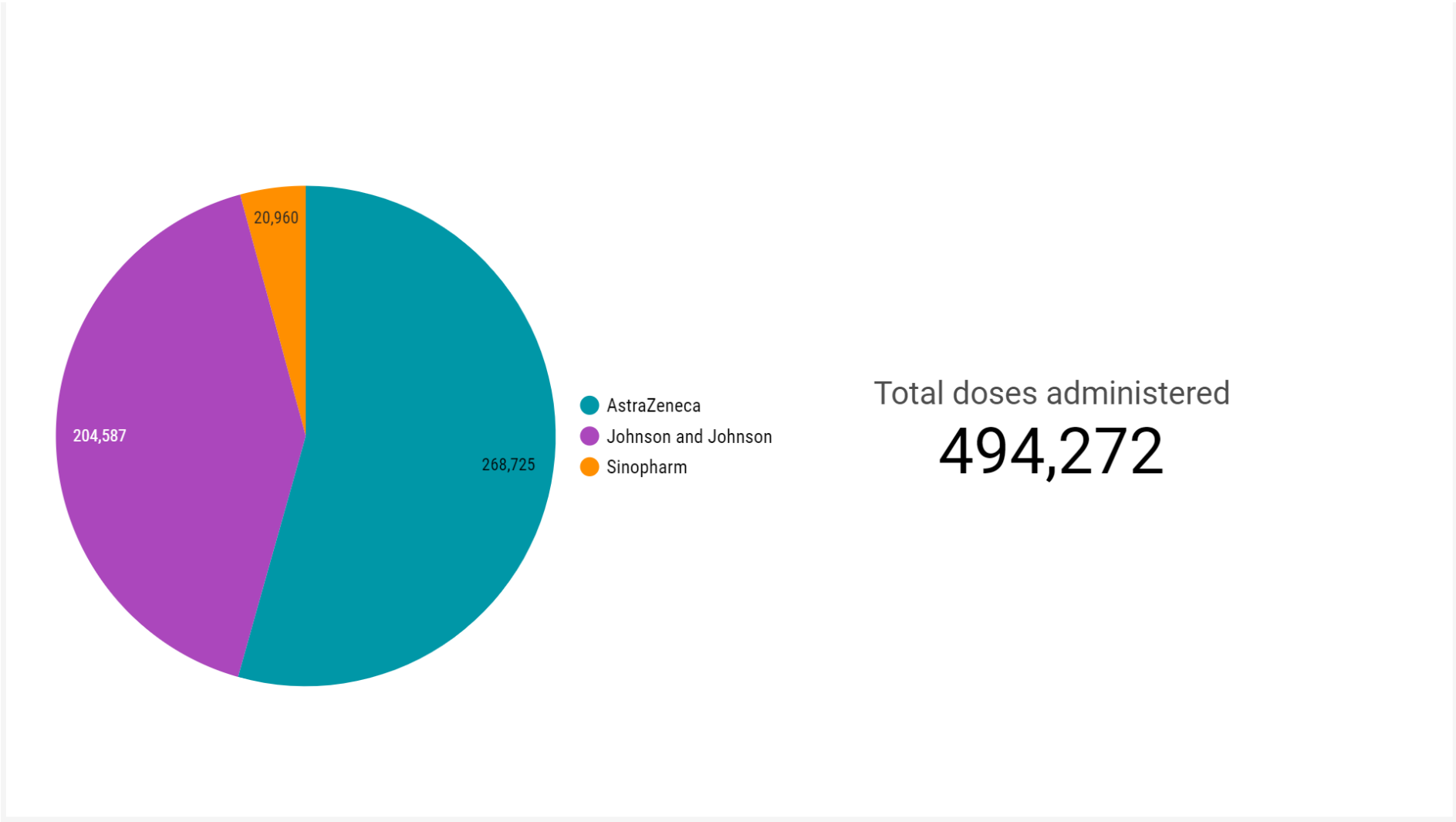
Number of persons vaccinated among priority groups during the week

Priority group	First dose ▾	Second dose	Booster dose
Elderly (45 years and above)	222	22	180
Comorbidity	35	1	16
Health Worker	21	1	25

Number of persons vaccinated by vaccine type during the week

Vaccine Type	First dose ▾	Second dose	Booster dose
Johnson and Johnson	1,250	-	378
AstraZeneca	83	56	159
Sinopharm	16	4	0

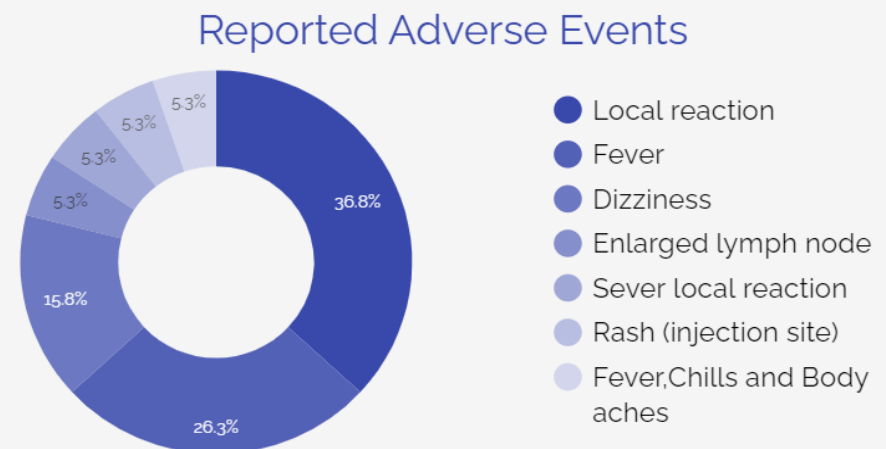
PNG COVID-19 Vaccination, total doses administered as of 30th October 2022



PNG: COVID-19 vaccination AEFI cases as of 30th October 2022

Province	Cumulative	AEFI reported (24 hours)		AEFI Reported (total)		Outcome		
		Non Serious	Serious	Non Serious	Serious	Recovered	Not recovered	Under investigation
West_Sepik	1	0	0	1	0	0	0	0
Central	1	0	0	1	0	0	0	0
Chimbu	1	0	0	1	0	0	0	0
Eastern_Highlan...	3	0	0	3	0	0	0	0
East_New_Britain	6	0	0	6	0	0	0	0
NCD	7	0	0	7	0	0	0	0
Grand Total	19	0	0	19	0	0	0	0

Sex	Age group	Cumulative number of AEFI
Female	18-25	4
	26-35	9
	36-45	1
	>45	1
Male	18-25	0
	26-35	2
	36-45	1



Thank you